

70 127 - AN - 03.2003

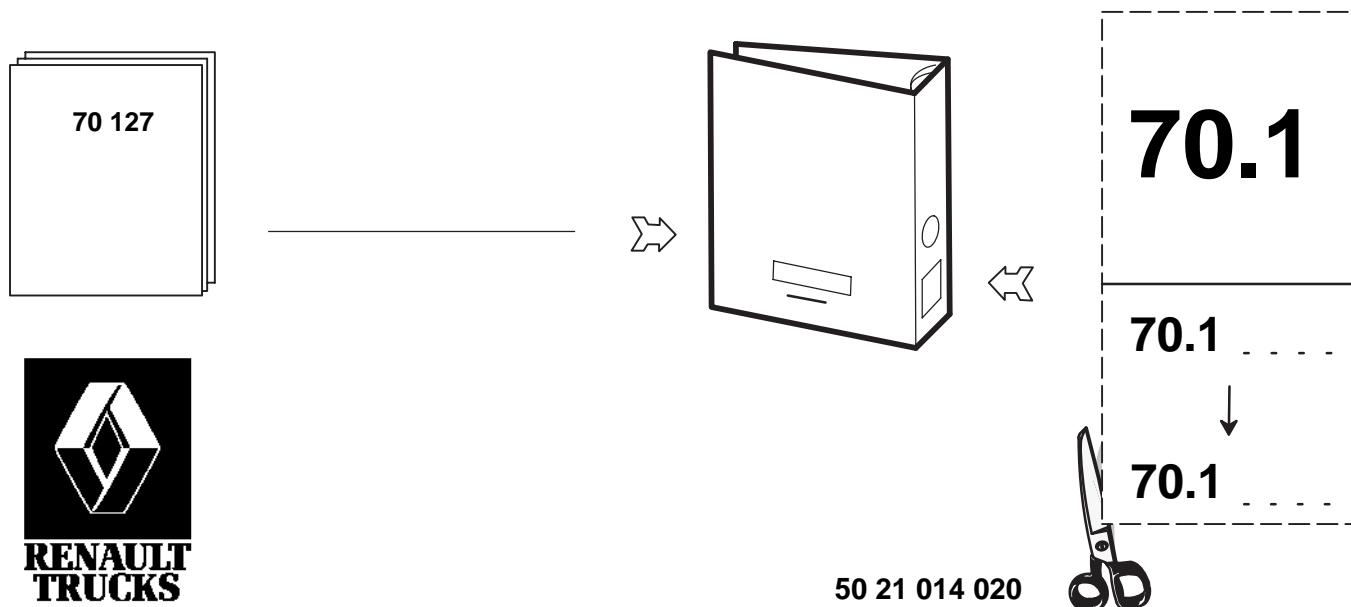
ELECTRICS

ELECTRICS	VEHICLE
ELECTRICAL EQUIPMENT	MASCOTT DCI

NOTE

The above information may change in the course of time.

Only the "Consult" section of the workshop manuals directory in standard N° 10320 serves as reference.



CONTENTS

Volumes	Assignment	Plates
A	Generalities	1 to 8
B	Key to appliances	9 to 20
C	Electrical diagram	21 to 181
D	Location of appliances	183 to 225
E	Fuses	227 to 233
F	Relays	235 to 239
G	Instrument panel	241 to 245
H	Available power supplies	247 to 251
I	Trailer socket	253 to 254
J	Location of earths	255 to 258

GENERALITIES

WORKSHOP MANUAL ORGANIZATION PRINCIPLE

This manual is based on technical notes from Renault S.A., and is presented as follows:

- 1) Presentation of the different chapters using examples taken from the manual,
- 2) Directory of legends,
- 3) Electrical diagrams,
- 4) Location of electrical appliances,
- 5) Description of fuses and relays,
- 6) Presentation of instrument panels,
- 7) Available power supplies,
- 8) Trailer socket,
- 9) Earthing (grounding) diagrams.

COLOUR EQUIVALENCIES

Colours of wires and connectors

BA White	JA Yellow	RG Red
BE Blue	MA Brown	SA Salmon
BJ Beige	NO Black	VE Green
CY Crystal	OR Orange	VI Violet
GR Grey		

Colours of wires / electrical state

4 basic colours are used for the identification of wire equipotentials.

Red	+ 12 Volts before ignition power supply
Yellow	+ 12 Volts after-ignition power supply
Blue	Lighting and signalling
Black	Earth (ground)

The other colours do not correspond to any precise electrical status. They are used for the purpose of better identification in a wiring harness or connector.

LEGEND

The codification system serves to identify all the electrical units shown in the workshop manual without having any text in the electrical diagrams and the drawings.

In the workshop manual, 5 types of unit are to be distinguished:

- Electrical appliances,
- Electrical hook-up connectors between wiring harnesses,
- Instrument panels,
- Earths (grounds),
- Connecting units.

A recap table serves to identify and classify all the code numbers of electrical units in alphanumeric order.

A location for each unit refers to the electrical diagrams plate concerned.

Example:

169FAA - "EGR" ECU.....20-21

169FAA: electrical unit item number

"EGR" ECU: electrical unit legend

20-21: location of the electrical unit on the electrical diagram plate.

ELECTRICAL DIAGRAM

The electrical diagrams are drawn up according to functions or features so as to understand the system better and make for faster diagnostics.

The electrical diagram includes several plates numbered to the bottom right.

A summary of functions, at the beginning of the chapter, serves to identify the corresponding electrical diagram plate.

An electrical plate explains the new representation of the diagrams (see next page).

The new system of symbols for the electrical diagram is described in a table resuming each drawing used and its meaning (see next page).

Note

A splice is an electrical link between several wires, always with the same potential, soldered to one another.

A connecting strip can contain several links with different potentials.

LOCATION OF APPLIANCES

This chapter situates each electrical appliance on the vehicle (on chassis, in cab and on major unit).

All the electrical units shown in the schematic diagram are pinpointed.

Starting from the item number of the electrical unit concerned, you have to refer to the equivalencies table to find the associated location plate.

Example:

903FDA - Fast idling control

To locate the "*fast idling control*", make use of the item number of the unit concerned "*903FDA*". Using the equivalencies table, at the beginning of the chapter, you will find that item number "*903FDA*" is shown in plate "*10*". You look for the plate to locate our appliance bearing the coded item number "*903FDA*".

CONNECTION UNIT

The connection unit makes the electrical link between relays, fuses and power supplies.

The vehicle is provided with 2 connection units:

- Box/Fuses/Relays connection unit "BFR" situated under the steering wheel in the cab,
- Engine Insert Box connection unit "BIM" situated on the front end on the chassis.

Fuses / Relays

This chapter lists all the fuses and relays on the connection units, completed by their symbol and their assignment.

A location for each component (fuses and relays) refers back to the electrical diagrams plate concerned.

A "fuse/relay" label for each connection unit serves for on-vehicle identification.

INSTRUMENT PANELS

This chapter presents the 2 instrument panels for the vehicle (with or without tachograph).
A location for each component (warning lights and gauges) refers to the electrical diagrams plate concerned.

AVAILABLE POWER SUPPLIES

This chapter shows the possibilities for making electrical connections to the chassis and in the cab.

TRAILER SOCKET

This chapter gives information on the hook-up of a trailer socket.

EARTHING (GROUNDING) DIAGRAM

This chapter lists all the earths (grounds) of the vehicle and situates them in photographs.
A location for each earth (ground) refers to the electrical diagrams plate concerned.

VEHICLE WITH OPTIONS

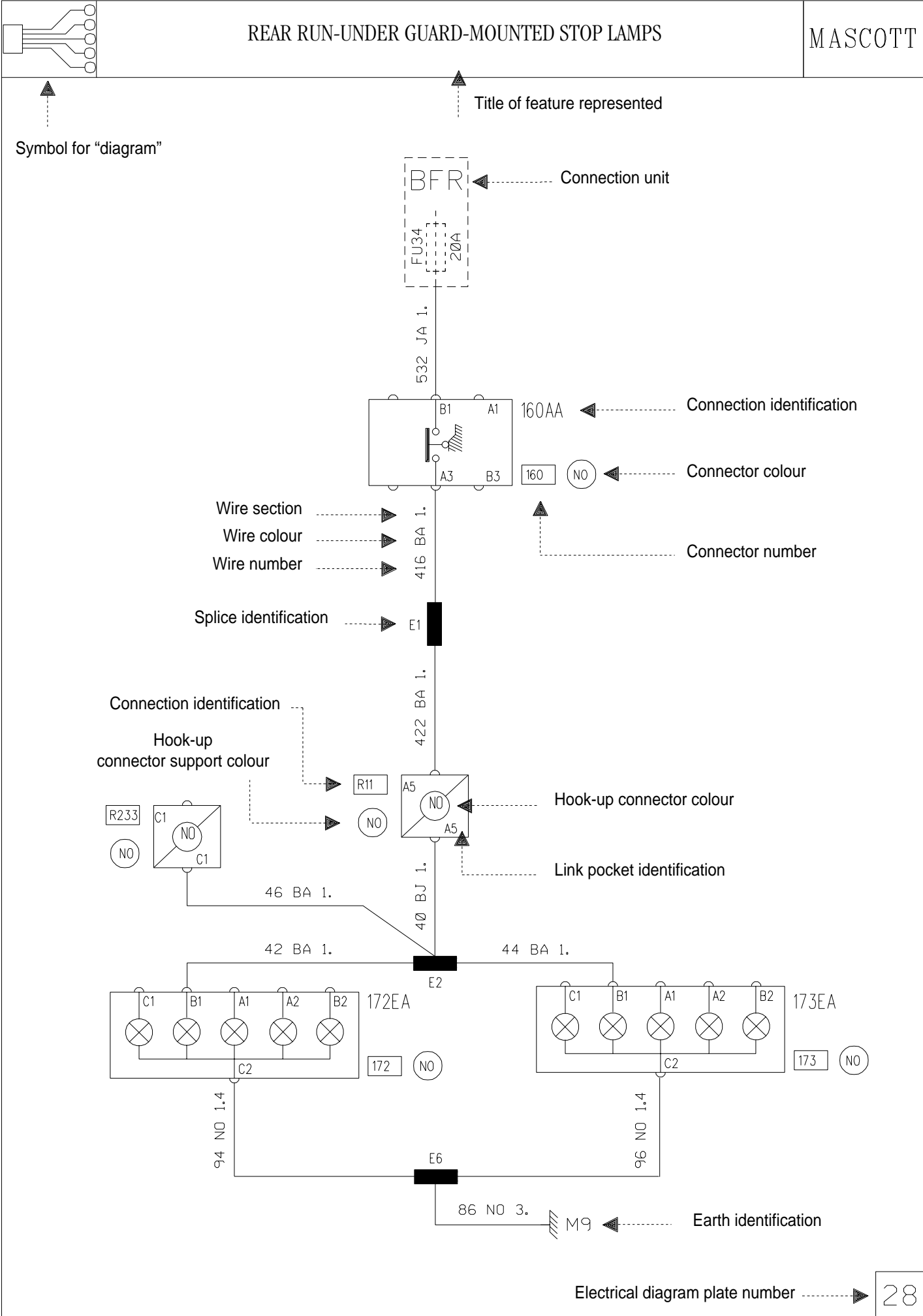
A vehicle with options mandatorily includes one or several options:

- Air conditioning
- Electric window raisers
- Remote door opening
- ABS
- Fast idling
- PTO
- Headlamps wash
- Airbag
- Heated seats.

Without one of these options, the vehicle is considered as being without options.

REAR RUN-UNDER GUARD-MOUNTED STOP LAMPS

MASCOTT



Symbol for "diagram"

Title of feature represented

Connection unit

Connection identification

Connector colour

Connector number

Wire section

Wire colour

Wire number

Splice identification

Connection identification

Hook-up connector support colour

Hook-up connector colour



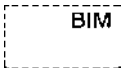





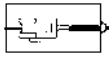











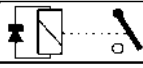

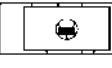



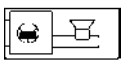


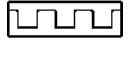


Link pocket identification

Earth identification








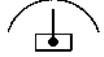












Electrical diagram plate number

28

ELECTRICAL DIAGRAM SYMBOLS SYSTEM

Symbols	Assignment	Symbols	Assignment
	Connection unit "BFR"		Steering lock and starting control
	Connection unit "BIM"		Switch closing control
	Battery set "+" terminal		Switch opening control
	Battery set "-" terminal		Switch changeover control
	Power supply lug		Multi-position control
	Hook-up connector		Multi-position control
	Connecting strip		Electrical rearview mirrors control
	Splice		Level switch
	Fuse		Thermal switch
	Relay		Pressure switch
	Relay		Pressure controller
	Time-delay relay		Mechanical stop
	Warning bleeper		Diode
	Warning buzzer		Resistor
	Solenoid valve		Resistor
	Electronic injector		Winding

ELECTRICAL DIAGRAM SYMBOLS SYSTEM

Symbols	Assignment	Symbols	Assignment
	"ABS" sensor		Bulb
	Sensor		Warning lamp
	Level sensor		Tell-tale lamp
	Pressure sensor		Gauge
	Temperature sensor		Engine rev counter
	Speed sensor		Instrument panel
	Electric motor		Radio-frequency receiver
	Ventilation unit		Loudspeaker
	Air conditioning unit		Power takeoff
	Electronic box / ECU		Diagnostics socket

KEY TO APPLIANCES

KEY TO APPLIANCES

Item	Assignment	Plates
101 BA	Cigar lighter	59
103 FA1	Alternator "+"	6,4'
103 FBA	Alternator "W"	6,4'
103 FBB	Alternator "L"	6,4'
104 AA	Steering lock and starting control	2',2,3,3',4,5,6,4'
104 DA	Transponder antenna	5',7
105 AA	Horn	53,54
107 BA	Battery set	6,4'
107 FA1	Battery set	6,4'
107 FAB	Battery set	2',2,3
118 FAA	"ABS" solenoid valves	40
118 FAB	"ABS" ECU	40
120 FAA	Engine connector "COMMON RAIL" ECU	11
120 FBA	Cab connector "COMMON RAIL" ECU	8,9,18,29
123 AA	Doors central locking control	5',7
128 AA	Rearview mirrors defrosting control	57
132 AA	Driver's window raiser control	55
133 BA	Passenger's window raiser control (passenger's side)	55
134 AA	Exterior rearview mirrors swivelling control, LH drive	56
138 AA	RH side door electric striker	5',7
139 AA	LH side door electric striker	5',7
140 AA	Driver's door electric striker	5',7
141 AA	Passenger's door electric striker	5',7
145 BA	Windscreen wipe/wash control	37,38
150 FBA	"ABS" RH rear sensor	40
151 FBA	"ABS" LH rear sensor	40
152 FBA	"ABS" RH front sensor	40
153 FBA	"ABS" LH front sensor	40
154 AA	Rear door switch	36
155 FBA	Reversing switch	30,31
156 AA	Parking brake indicator switch	49
160 AA	Stop lights switch	28
160 FAA	Engine immobilizer coded stop solenoid valve	5',7
160 FAB	"KSB" injection timing anti-stall device	6'
160 FFA	Stop lights switch (pedal position information)	8,9,39
163 FA1	Starter "+"	6,4'
163 FBA	Starter "solenoid"	6,4'
169 FWA	Variable geometry turbo solenoid valve	10
171 FAA	Air conditioning compressor	10',18
172 BA	Van RH rear signalling lamp (flashing, stop, parking, fog, reversing)	27,29
172 FFA	RH rear signalling lamp (flashing, stop, parking, fog, reversing)	19,20,21,26,28, 30
173 BA	Van LH rear signalling lamp (flashing, stop, parking, fog, reversing)	27,29
173 FFB	LH rear signalling lamp (flashing, stop, parking, fog, reversing)	19,20,21,26,28, 30

KEY TO APPLIANCES

Item	Assignment	Plates
178 AA	RH side door switch	35,36
179 AA	LH side door switch	35
180 AA	Driver's door switch	34
181 AA	Passenger's door switch	34
184 AA	RH front parking lamp	19,20,21
184 FA1	RH marker lamp	32
184 FA2	RH marker lamp	32
184 FA3	RH marker lamp	32
184 FB1	Roof lamps	31
184 FFB	Roof RH lamp hook-up connector	31
185 AA	LH front parking lamp	19,20,21
185 FA1	LH marker lamp	32
185 FA2	LH marker lamp	32
185 FA3	LH marker lamp	32
185 FFB	Roof LH lamp hook-up connector	31
188 FAA	Declutching fan	9',10'
188 FAB	Declutching fan	16,18
191 AA	RH front loudspeaker	62
192 AA	LH front loudspeaker	62
193 FAA	Electronic injector N° 1	11
194 FAA	Electronic injector N° 2	11
195 FAA	Electronic injector N° 3	11
196 FAA	Electronic injector N° 4	11
199 BA	Fuel level sender	48
203 AA	Passenger's electric window raiser motor	55
204 AA	Driver's electric window raiser motor	55
205 FAA	Engine oil pressure sensor	47
206 FAA	3-level air conditioning pressure controller	18
206 FBA	3-level air conditioning pressure controller	10'
207 BA	Brake fluid level switch	50
209 AA	Lighting rotary switch	19,20,21,22,23, 26,27,32,53,54
212 BA	Front windscreen wiper motor	37,38
213 BA	Map reader	5',7,34,36
216 FAA	RH front brake pads wear switch	51,52
217 FAA	LH front brake pads wear switch	51,52
218 FEA	Electric fuel booster pump	8,9
218 FFA	Electric fuel booster pump	8,9
219 AA	Headlamps wash pump	39
221 BA	Windscreen wash pump	37,38
225 FAA	Diagnostics socket "OBD2"	8,9,40,11',41, 42,45,46
226 AA	RH main and dipped beam headlamps	22,23,24,25
227 AA	LH main and dipped beam headlamps	22,23,24,25
239 AA	Driver's swivelling defrosting rearview mirror	56,57
240 AA	Passenger's swivelling defrosting rearview mirror	56,57
243 FAA	Engine oil level sensor	47
247 FEA	Instrument panel without tachograph	12',43

KEY TO APPLIANCES

Item	Assignment	Plates
247 FEB	Instrument panel without tachograph	12',43
247 FEC	Instrument panel without tachograph	12',43
247 FFA	Instrument panel with tachograph	45
247 FFB	Instrument panel with tachograph	45
247 FFC	Instrument panel with tachograph	44
251 FAA	Engine cooling circuit temperature sensor	11
251 FBB	Engine cooling circuit temperature sensor	11,47
255 AA	RH front flashing lamp	26,27
256 AA	LH front flashing lamp	26,27
257 FAA	"FLAMMSTART" preheating box	2',7'
259 FAA	Fuel temperature sensor	11
260 AB	Connection unit "BFR"	1',1,66
260 AC	Connection unit "BFR"	1',1
260 CA	Connection unit "BFR"	1',1
260 FCA	Air conditioning compressor relay	10'
260 FCB	Fuel filter preheater relay	10,14
260 FCG	Air conditioning clutch booster pump relay - "COMMON RAIL" fuel injection	8,9,18
261 AA	Radio (power supply)	62
261 BC	Radio (steering wheel fingertip control)	62
261 FAB	Radio (loudspeakers)	62
267 FAA	RH side flashing lamp	26,27
268 FAA	LH side flashing lamp	26,27,33
273 FAF	Engine flywheel speed sensor	11
298 FAB	Evaporator temperature thermal switch	10',18
298 FBA	Evaporator temperature thermal switch	10',18
319 DA	Ventilation and air conditioning with heating control	17,10',18
320 BA	Condenser fan	17,10',18
320 BB	Condenser fan	17,10',18
338 FAA	"RAIL" fuel highpressure sensor	11
346 FAA	Highpressure pump 3rd element cutoff solenoid valve	11
346 FBA	Highpressure delivery regulation solenoid valve	11
350 FAA	LH rear brake pads wear switch	51,52
351 FAA	RH rear brake pads wear switch	51,52
398 FAA	Variable geometry turbocharger	11
404 FAA	"KSB" temperature sensor	6'
406 FAA	Engine cooling circuit temperature sensor	7'
414 FAA	Fuel filter clogging sensor	15
414 FBA	Fuel filter water presence sensor	15
439 FAA	"ABS" ECU relay	2',2,3,64
451 FAA	Fuel filter preheater	14
463 FA1	Available power supply (lighting "+")	19,20
463 FA2	Available power supply (lighting "-")	19,20
483 FCA	Accelerator pedal position sensor	8,9
495 AA	Passenger's heated seat	60
496 AA	Driver's heated seat	60
503 AA	Radio-frequency central locking box (doors)	5',7
503 AB	Radio-frequency central locking box (doors)	5',7,36
506 FAD	PTO safety box	63
506 FBE	Power takeoff	63

KEY TO APPLIANCES

Item	Assignment	Plates
506 FCC	Inter-wheel diff. lock hook-up connector	61
506 FCB	PTO hook-up connector	63
506 FDA	Without inter-wheel diff. lock switch plug	61
506 FEA	Inter-wheel diff. lock switch	61
506 FEB	Inter-wheel diff. lock hook-up connector	61
506 FFA	Trailer LH flashing lamps	64
506 FFB	Trailer fog lamps	64
506 FFC	Trailer earth	64
506 FFD	Trailer RH flashing lamps	64
506 FFE	Trailer RH parking lamps	64
506 FFF	Trailer stop lamps	64
506 FFG	Trailer LH parking lamps	64
506 FGA	PTO hook-up connector	63
506 FHA	PTO switch	63
506 FJA	Reversing buzzer	33
508 CA	Rear door overhead lamp	36
518 FAA	Vehicle speed sensor without tachograph	46
518 FAB	Vehicle speed sensor with tachograph	44
520 CA	RH & LH side door overhead lamp	35,36
529 AC	Overhead lamps	35
532 BA	Passenger's window raiser control (driver's side)	55
537 BA	LH headlamp adjusting motor	24,25
538 BA	RH headlamp adjusting motor	24,25
562 AA	Headlamps adjustment control	24,25
586 AA	Hazard lights control	26,27
597 AA	Cab power fuse "BIM"	2',2,3,3',4,5
597 AB	Windscreen defrosting fuse "BIM"	2',2,3
597 FAA	Power supply "+" "BIM"	2',2,3,6
597 FDA	Fuel filter preheater / preheat box fuse "BIM"	2',2,3
597 FEB	ABS" ECU fuse "BIM"	2',2,3
608 FAA	Engine radiator cooling circuit temperature sensor	9',10'
608 FAB	Engine radiator cooling circuit temperature sensor	9',10'
613 BA	Windscreen defrosting control	58
619 FCA	Radio frequency receiver	5',7
634 FAB	Clutch pedal position sensor	8,9,63
647 AA	Windscreen defrosting resistor	58
653 BA	Radio (display)	62
696 FAA	Interior lighting connecting strip	35,36
713 FWA	Declutching fan relay	16
721 FAA	"ABS" ECU	40
721 FAB	"ABS" ECU	40
721 FAC	"ABS" ECU	40
743 FAC	Fuel filter temperature sensor	8'
743 FAD	Fuel filter temperature sensor	8'
743 FAE	Fuel filter preheater	8'
746 FAA	Camshaft speed sensor	11
756 BA	"Airbag" ECU	66
757 AA	Driver's pretensioner	66

KEY TO APPLIANCES

Item	Assignment	Plates
758 BA	Passenger's pretensioner	66
799 FAA	Turbocharging air pressure and temperature sensor	11
804 FBA	Fast idling and cruise control relay	12
817 BA	Windscreen defrosting resistance relay	2',3,58
839 FEA	Preheating warning lamp nonreturn diode	8,9,7'
839 FEB	Preheating warning lamp nonreturn diode	8,9
861 BA	Passenger's airbag	66
867 FAA	LH rear fog lamp	21
868 FBA	RH reversing lamp	33
884 FA1	Available power supply (chassis/cab link)	65
884 FA2	Available power supply (chassis/cab link)	65
884 FA3	Available power supply (chassis/cab link)	65
892 FAA	"FLAMMSTART" solenoid valve	7'
892 FCA	"FLAMMSTART" solenoid valve	13
893 FAB	"FLAMMSTART" preheat plugs	13
893 FAC	"FLAMMSTART" preheat plugs	7'
903 FDA	Fast idling control	12
903 FDB	Cruise control	12
903 FEA	PTO control with built-in warning light	63
903 FEB	PTO control with built-in warning light	63
903 FFA	Reversing buzzer control	33
980 FBB	"FLAMMSTART" preheat plugs relay	2,3,13
980 FCA	Fuel filter preheater and declutching fan relay	2',8',10'
980 FEA	"FLAMMSTART" solenoid valve and fuel filter water presence relay	2,3,13
1030 FA	Resistor	8,9,7'
1030 FB	Resistor	8,9
1030 FC	Resistor	8,9
1030 FD	Resistor	8,9,7'
1062 FBD	Direction indicator lamps repeater lamp non-return diode	26
1062 FBE	Direction indicator lamps repeater lamp non-return diode	26
1062 FBF	Direction indicator lamps repeater lamp non-return diode	26
1062 FBG	Direction indicator lamps repeater lamp non-return diode	26
1062 AA	Interior lighting diode	36
1249 BA	Driver's airbag	66

KEY TO HOOK-UP CONNECTORS

Item	Colours	Assignment	Plates
184 FFB	Black	Roof RH hook-up connector	31
185 FFB	Black	Roof LH hook-up connector	31
506 FCA	Black	Inter-wheel diff. lock hook-up connector	61
506 FCB	Black	PTO hook-up connector	63
506 FEB	Black	Inter-wheel diff. lock hook-up connector	61
506 FGA	Black	PTO hook-up connector	63
713 FAA	Black	Power unit wiring harness → cab connector "COMMON RAIL" ECU wiring harness	40
713 FDA	Black	Engine connector "COMMON RAIL" ECU wiring harness → cab connector "COMMON RAIL" ECU wiring harness	11
817 FGA	Black	Heated windscreen hook-up connector	58
884 FB4	Black	Available power supplies (chassis)	65
713 FCA	Black	Cab connector "COMMON RAIL" ECU wiring harness → engine connector "COMMON RAIL" ECU wiring harness	10,14

KEY TO HOOK-UP CONNECTORS

Item	Colours	Assignment	Plates
R3	Grey	Dashboard wiring harness → driver's door wiring harness	5',7,55,56,57
R4	Cyan	Dashboard wiring harness → passenger's door wiring harness	5',7,55,56,57
R11	Black	Dashboard wiring harness → chassis wiring harness	19,20,26,28,30, 32,33,40,51,52, 61
R34	Blue	Dashboard wiring harness → engine wiring harness	4',5',6',7',8',9', 10',6,8,9,10,29, 30,13,14,15,16, 18,33,39,47,48
R36	Blue	Dashboard wiring harness → "ABS" wiring harness	40
R39	Black	Van LH signalling lamp wiring harness and trailer socket	21
R40	Black	Van RH signalling lamp wiring harness and trailer socket	21,29
R107	Grey	Dashboard wiring harness → front end wiring harness	19,20,21,22,23, 24,25,26,37,38, 50
R136	Black	Van LH rear door hook-up connector	21,23
R137	Black	Van RH rear door hook-up connector	5',7
R158	Black	Roof RH rear wiring harness → dashboard wiring harness	5',7,21,29,33, 35,36
R216	Black	Fuel level sender hook-up connector	-
R233	Black	Trailer socket hook-up connector	19,20,26,28,30, 64
R260	Black	Roof LH rear wiring harness → dashboard wiring harness	21,29,36

KEY TO INSTRUMENT PANEL

Item	Assignment	Plates
T01	PTO "Information" tell-tale lamp	8,9,12',43,63
T02	Inter-wheel diff. lock "Information" tell-tale lamp	12',43,61
T03	Fog driving lights warning lamp	43,12'
T04	Windscreen defrosting warning lamp	12',43,58
T05	Engine cooling circuit level "Information" tell-tale lamp	-
T06	Heated seats warning lamp	12',43,60
T07	Rearview mirrors and rear window defrosting warning lamp	12',43,57
T09	Engine cooling circuit temperature "Alert" warning lamp	12',43,47
T10	Parking brake / brake fluid level "Alert" warning lamp	12',43,49,50
T11	ABS "Alert" warning lamp	40,12',43
T12	Engine cooling circuit temperature gauge	12',43,47
T13	Vehicle electronic defect / preheating "Information" tell-tale lamp	7',12',43
T14	Headlights main beam warning lamp	22,27,12',43
T15	Fuel filter clogging or water presence "Alert" warning lamp	15,43
T16	Engine oil pressure "Alert" warning lamp	15,43
T17	Battery charge warning lamp	12',43
T18	Fog light(s) warning lamp	12',43,19,20,21
T19	Dashboard lighting	19,20,21,12',43
T20	Headlights dipped beam warning lamp	24,25,12',43
T23	Fuel level gauge	12',43
T25	Brake pads wear warning light	12',43,51,52
T26	Engine immobilizer system warning lamp	5',7,12',43
T27	Service alert warning lamp	-
T28	Engine rev counter	6,4'

KEY TO INSTRUMENT PANEL

Item	Assignment	Plates
T31	Vehicle direction indicator lights repeater lamp	26,27,12',43
T32	Airbag warning lamp	12',43,66
T33	Trailer direction indicator lights repeater lamp	26,12',43
T34	Multi-function display	12',43
T35	Speedometer	12',43,45,46

KEY TO EARTHS

Item	Assignment	Plates
M2	Driver's side front end electrical earth	19,20,21,22,23, 26,27
M3	Battery to chassis frame earth	50,53,54
M4	ABS electrical earth	40
M5	Engine electrical earth	5',7',8',14,15,9', 10'
M6	Driver's side electrical earth	8,9,16,26,31,32 ,11',41,42,55, 57,65,66
M8	Roof rear end to chassis frame earth	5',7,21,27,29, 33,36
M9	Chassis frame earth	19,20,26,28,30, 32,33,61
M10	Driver's side electrical earth	5',7,24,25, 43,46,58,62
M11	Van electrical earth	21,27,29
M12	Pedal gear electrical earth	5',7,34,35,36
M13	Passenger's door electrical earth	8,9,12,17,10', 18,26,27,33,55, 57,58,59,60,63
M14	Passenger's side front end electrical earth	19,20,21,22,23, 26,27
M15	Windscreen wipers and headlamps wash electrical earth	3,7,38,39
M16	Airbag electrical earth	66

KEY TO "BFR" CONNECTION UNIT RELAYS

Item	Assignment	Plates
C	"Radio-frequency remote control" hazard lights relay	5,7
D	Declutching fan relay - 110/130/140/150 common rail fuel-injection	16,18
E	Windscreen defrosting time-delay relay	58,57
F	Rearview mirrors defrosting resistance relay	57
G	Rearview mirrors defrosting timedelay relay	57
H	Lights not switched off warning buzzer	36
J	Windscreen wiper speed controller	37,38
K	After ignition power supply relay	3,4,5
M	Air conditioning compressor relay - 110/130/140 common rail fuel-injection	8,9
P	"COMMON RAIL" ECU relay	2,3,8,9
Q	Flasher unit	26
R	Headlamps wash time-delay relay	39
260FCA	Air conditioning compressor relay - mechanical fuel-injection	10'
260FCB	Fuel filter preheater relay - 110/130/140/150 common rail fuel-injection	10,14
260FCG	Servo-assisted clutch booster pump relay 110/130/140/150 common rail fuel-injection	8,9,18

ELECTRICAL DIAGRAM

SUMMARY TO ELECTRICAL DIAGRAM

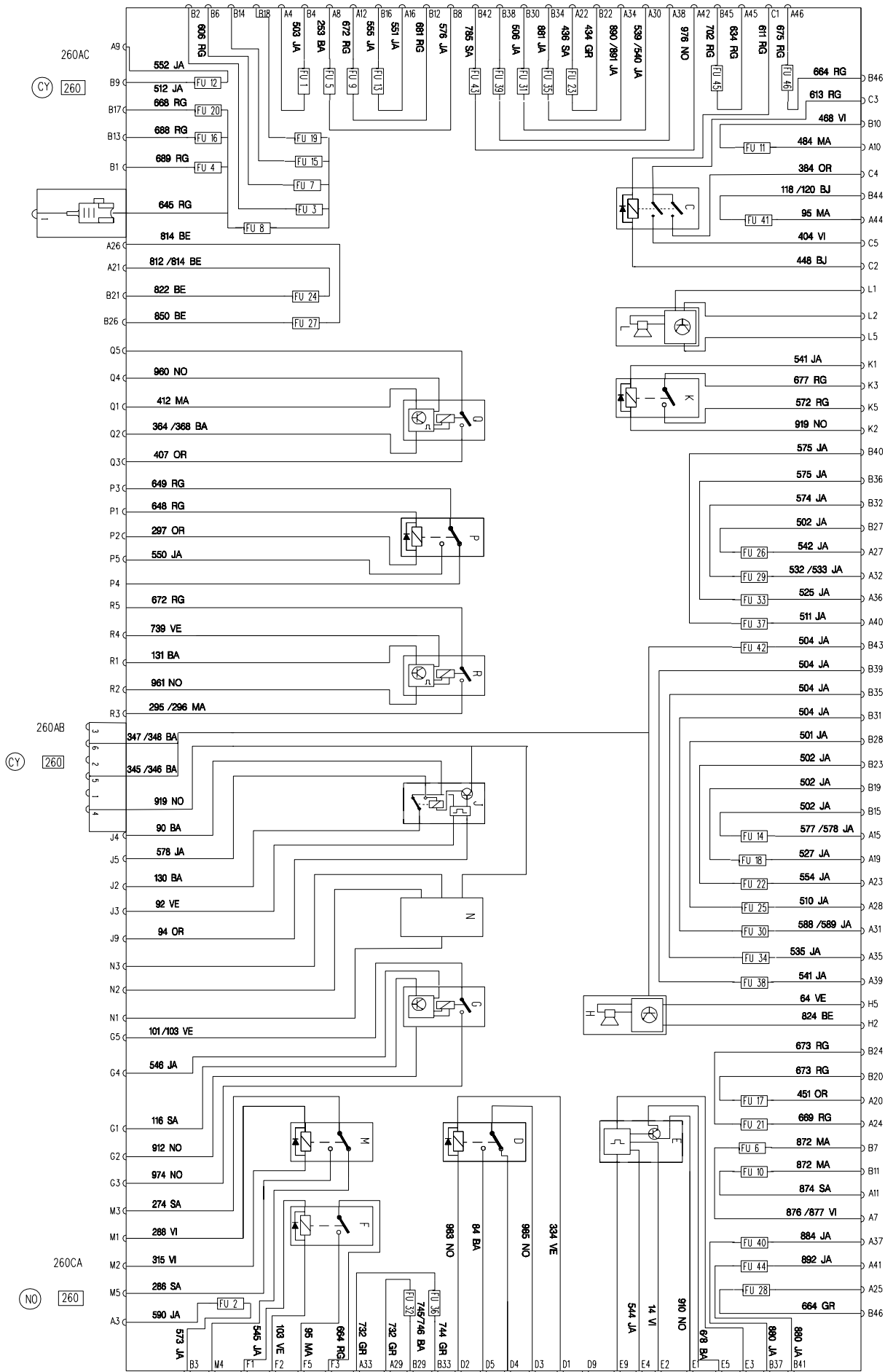
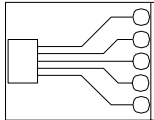
Plates	Assignment
1	Connection unit "BFR" - 110/130/140/150 common rail fuel-injection
2	Connection unit "BFR" - 110/130/140/150 common rail fuel-injection (without options)
3	Connection unit "BIM" - 110/130/140/150 common rail fuel-injection (with options)
4	Connection unit "BIM" - 110/130/140/150 common rail fuel-injection (without options)
5	Connection unit "BIM" - 110/130/140/150 common rail fuel-injection (with options)
6	Connection unit "BIM" - 110/130/140/150 common rail fuel-injection
7	Engine immobilizer and radio-frequency central locking (doors) - 110/130/140/150 common rail fuel-injection
8	Cab "COMMON RAIL" ECU - 110/130/140/150 common rail fuel-injection (with options)
9	Cab "COMMON RAIL" ECU - 110/130/140/150 common rail fuel-injection (without options)
10	Cab "COMMON RAIL" ECU - 110/130/140/150 common rail fuel-injection (cont.)
11	"COMMON RAIL" engine ECU
12	Fast idling and cruise control - 110/130/140/150 common rail fuel-injection
13	"FLAMMSTART" cold starting device - 110/130/140/150 common rail fuel-injection
14	Fuel filter preheater - 110/130/140/150 common rail fuel-injection
15	Fuel filter water presence and clogging 110/130/140/150 common rail fuel-injection
16	Declutching fan - 110/130/140/150 common rail fuel-injection
17	Cab heating
18	Cab heating with air conditioning - 110/130/140/150 common rail fuel-injection
19	Rununder guardmounted parking and fog lamps (without options)
20	Rununder guardmounted parking and fog lamps (with options)
21	Van parking and fog lamps
22	Main beam headlamps (without options)
23	Main beam headlamps (with options)
24	Headlamps adjustment (without options)
25	Headlamps adjustment (with options)
26	Run-under guard-mounted flashing lamps
27	Run-under guard-mounted flashing lamps (van)
28	Run-under guard-mounted stop lamps
29	Van stop lamps
30	Run-under guard-mounted reversing lamps
31	Roof lamps
32	Van marker lamps (with options)
33	Van reversing lamps - reversing buzzer (RH drive)
34	Cab interior lighting
35	Crew cab interior lighting
36	Van interior lighting (with RH side door)
37	Windscreen wipe / wash - 110/130/140/450 common rail fuel-injection (without options)
38	Windscreen wipe / wash - 110/130/140/450 common rail fuel-injection (with options)
39	Headlamps wash
40	ABS system

SUMMARY TO ELECTRICAL DIAGRAM

Plates	Assignment
41	Diagnostics socket - 110/130/140/150 common rail fuel-injection (without options)
42	Diagnostics socket - 110/130/140/150 common rail fuel-injection (with options)
43	Instrument panel - 110/130/140/150 common rail fuel-injection (without options)
44	Instrument panel - 110/130/140/150 common rail fuel-injection (with options)
45	Speed sensor with tachograph
46	Tachograph
47	Engine oil and cooling circuit temperature gauge
48	Fuel level gauge
49	Parking brake indicator
50	Brake fluid level
51	Van brake pads wear
52	Chassis brake pads wear
53	Horn (without options)
54	Horn (with options)
55	Electric window raiser
56	Electric rearview mirrors
57	Rearview mirrors defrosting
58	Windscreen defrosting
59	Cigar lighter
60	Heated seats
61	Inter-wheel diff. lock
62	Radio
63	Power take-off
64	Trailer socket
65	Available power supplies
66	Driver's and passenger's airbag with pretensioners
<hr/>	
1'	Connection unit "BFR" - mechanical fuel-injection
2'	Connection unit "BIM" - mechanical fuel-injection
3'	After-ignition power supply - mechanical fuel-injection
4'	Power supply and starting - mechanical fuel-injection
5'	Engine immobilizer and radio-frequency central locking (doors) - mechanical fuel-injection
6'	"KSB" electrical anti-stall device - mechanical fuel-injection
7'	"FLAMMSTART" cold starting device - mechanical fuel-injection
8'	Fuel filter preheater - mechanical fuel-injection
9'	Declutching fan - mechanical fuel-injection
10'	Cab heating with air conditioning - mechanical fuel-injection
11'	Diagnostics socket - mechanical fuel-injection
12'	Instrument panel - mechanical fuel-injection

CONNECTION UNIT "BFR"
COMMON RAIL FUEL-INJECTION

MASCOTT

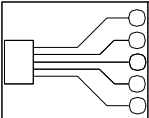


KEY TO APPLIANCES

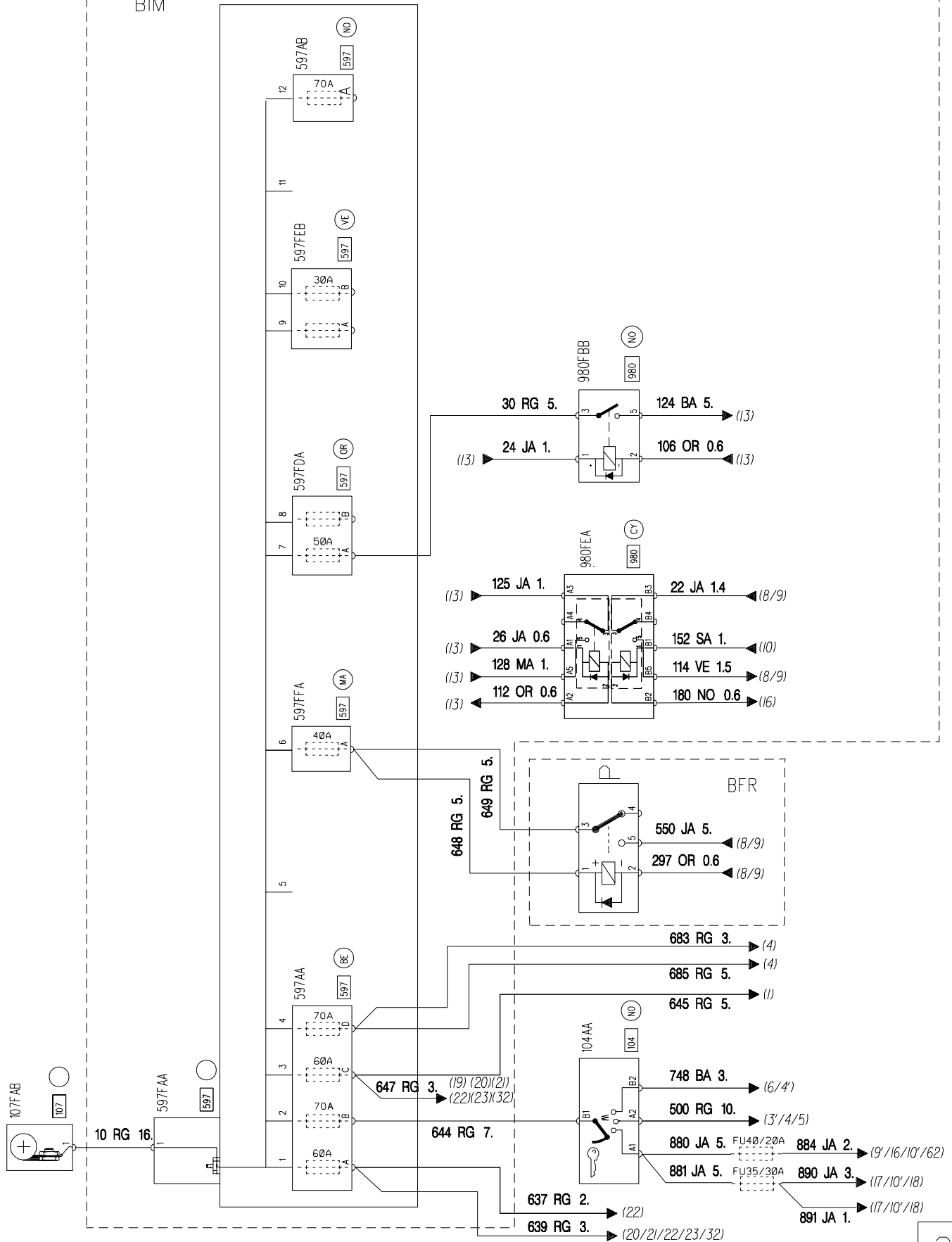
Item	Assignment
260 AB	Connection unit "BFR"
260 AC	Connection unit "BFR"
260 CA	Connection unit "BFR"

CONNECTION UNIT "BIM
110/130/140/150 COMMON RAIL FUEL-INJECTION
(WITHOUT OPTIONS)"

MASCOTT



BIM

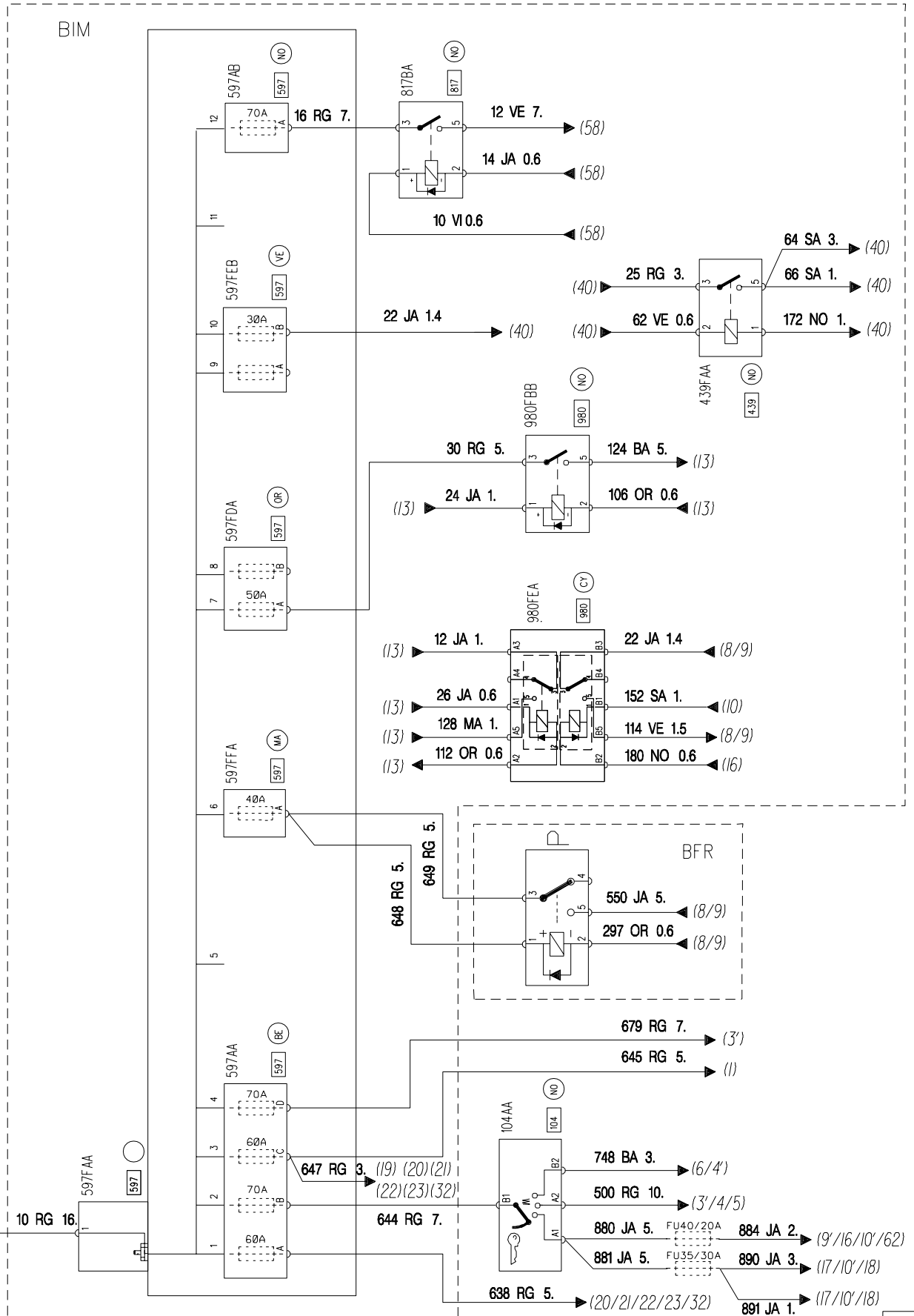
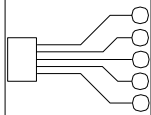


KEY TO APPLIANCES

Item	Assignment
104 AA	Steering lock and starting control
107 FAB	Battery set
597 FAA	Power supply "+" "BIM"
597 AA	Cab power fuse "BIM"
597 FFA	"COMMON RAIL" ECU fuse "BIM"
597 FDA	Fuel filter preheater / preheat box fuse "BIM"
597 FEB	ABS" ECU fuse "BIM"
597 AB	Windscreen defrosting fuse "BIM"
980 FEA	"FLAMMSTART" solenoid valve and fuel filter water presence relay
980 FBB	"FLAMMSTART" preheat plugs relay
BFR P	"COMMON RAIL" ECU relay

CONNECTION UNIT "BIM
110/130/140/150 COMMON RAIL FUEL-INJECTION
(WITH OPTIONS)"

MASCOTT

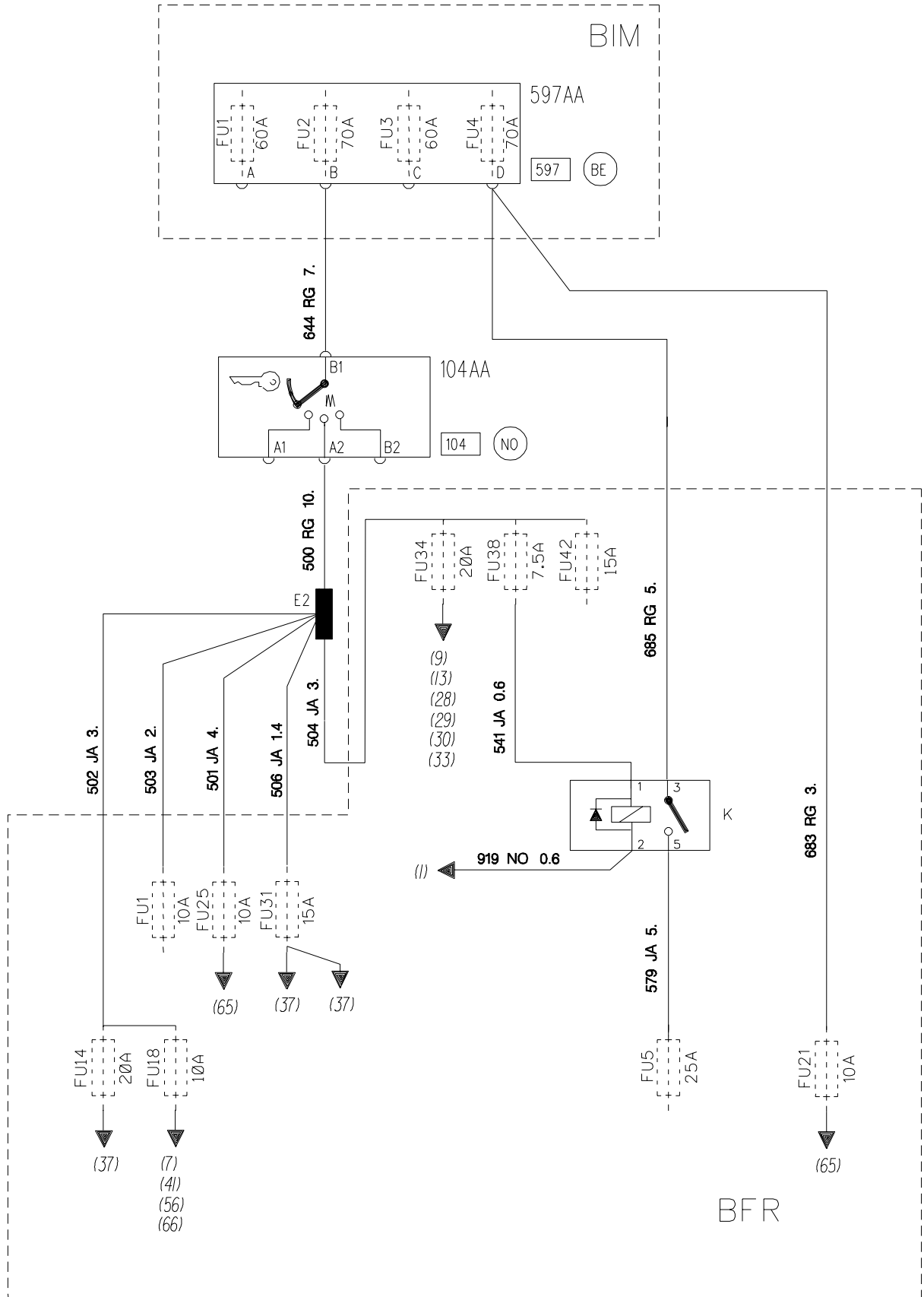
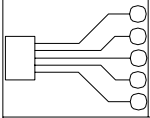


KEY TO APPLIANCES

Item	Assignment
104 AA	Steering lock and starting control
107 FAB	Battery set
439 FAA	"ABS" ECU relay
597 FAA	Power supply "+" "BIM"
597 FFA	"COMMON RAIL" ECU fuse "BIM"
597 FDA	Fuel filter preheater / preheat box fuse "BIM"
597 FEB	ABS" ECU fuse "BIM"
597 AB	Windscreen defrosting fuse "BIM"
597 AA	Cab power fuse "BIM"
817 BA	Windscreen defrosting resistance relay
980 FEA	"FLAMMSTART" solenoid valve and fuel filter water presence relay
980 FBB	"FLAMMSTART" preheat plugs relay
BFR P	"COMMON RAIL" ECU relay

AFTER-IGNITION POWER SUPPLY
110/130/140/150 COMMON RAIL FUEL-INJECTION
(WITHOUT OPTIONS)

MASCOTT

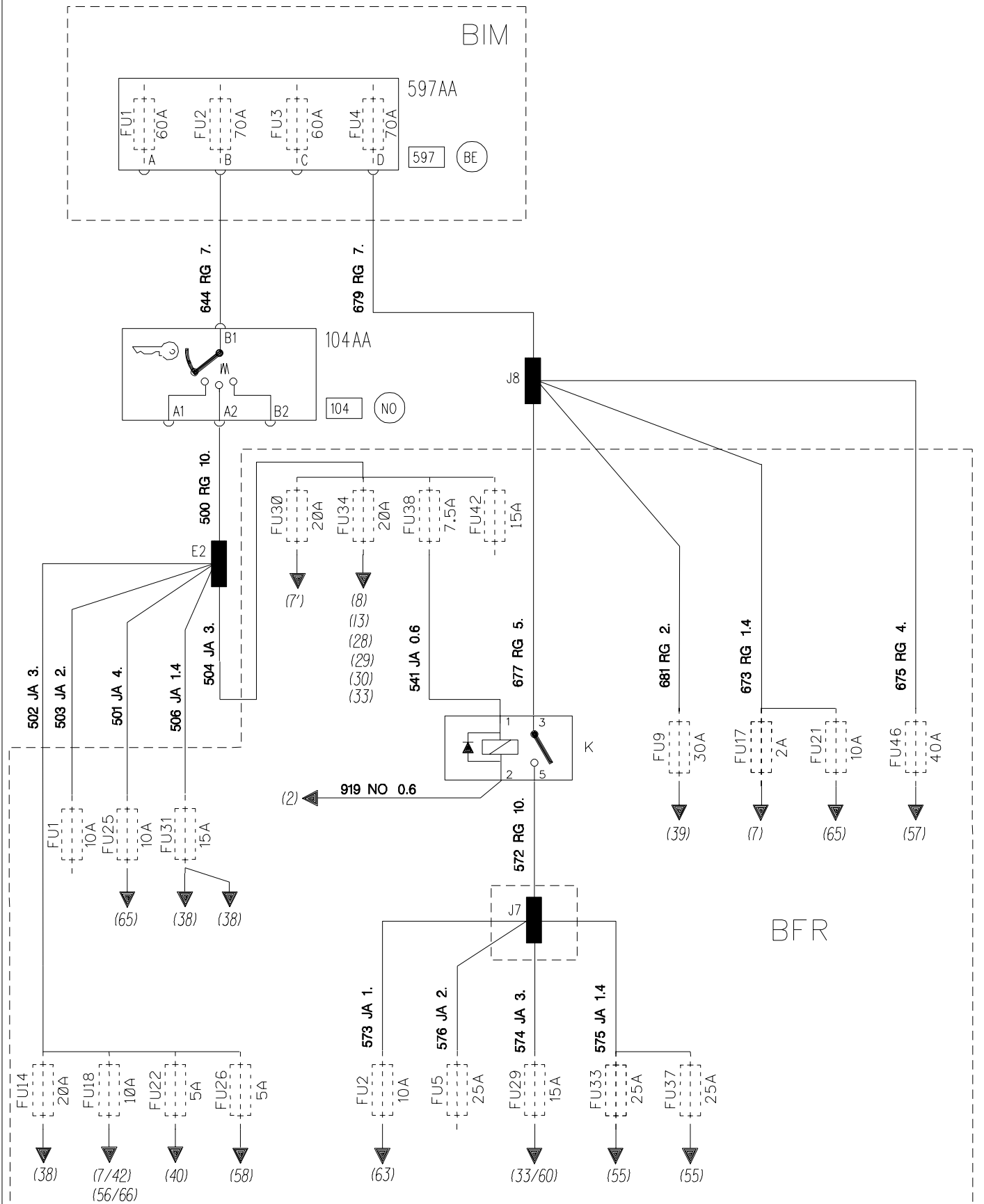


KEY TO APPLIANCES

Item	Assignment
104 AA	Steering lock and starting control
597 AA	Cab power fuse "BIM"
BFR K	After-ignition power supply relay

AFter-IGNITION POWER SUPPLY
110/130/140/150 COMMON RAIL FUEL-INJECTION
(WITH OPTIONS)

MASCOTT



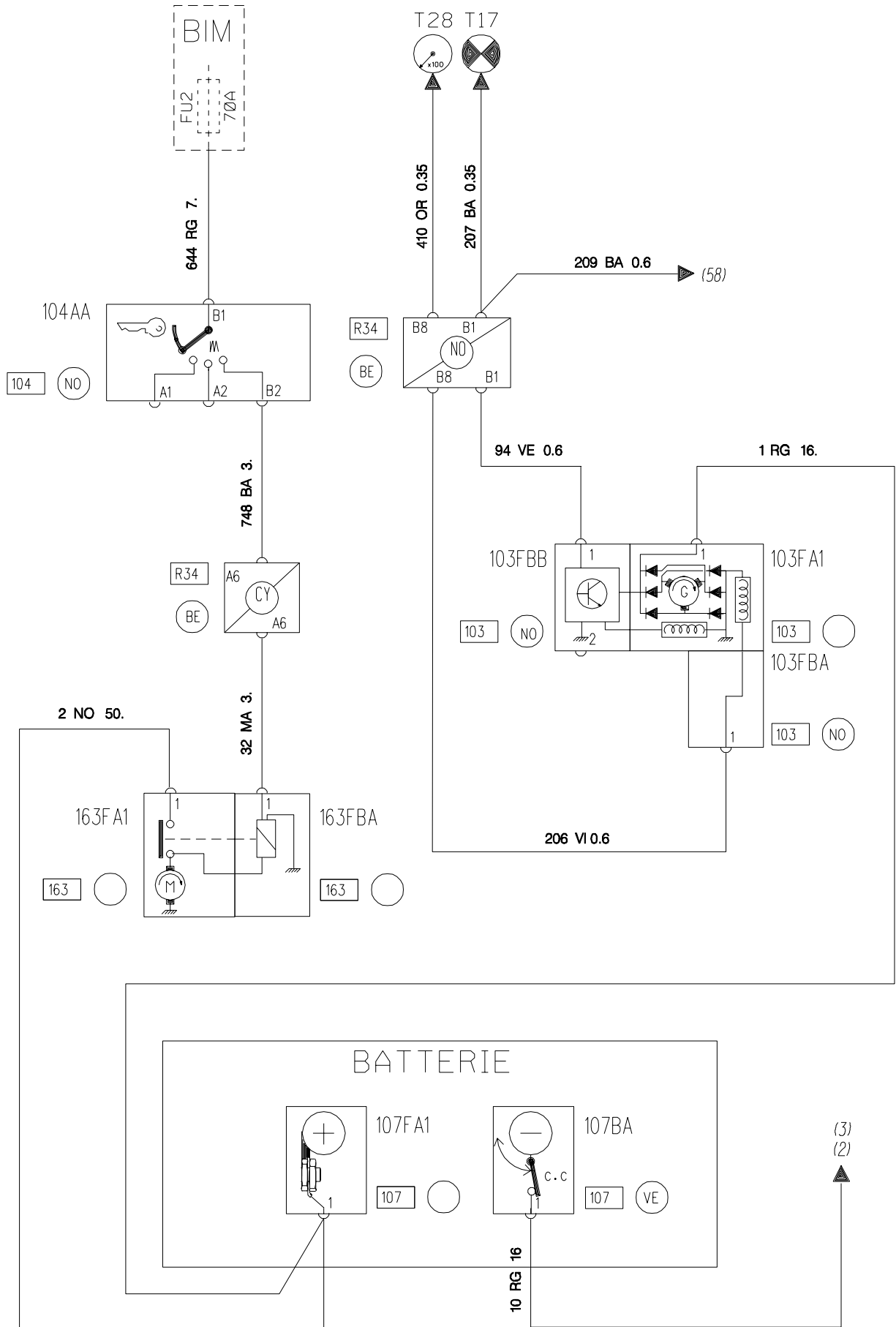
CT

KEY TO APPLIANCES

Item	Assignment
104 AA	Steering lock and starting control
597 AA	Cab power fuse "BIM"
BFR K	After-ignition power supply relay

POWER SUPPLY AND STARTING
110/130/140/150 COMMON RAIL FUEL-INJECTION

MASCOTT



KEY TO APPLIANCES

Item	Assignment
103 FBB	Alternator "L"
103 FA1	Alternator "+"
103 FBA	Alternator "W"
104 AA	Steering lock and starting control
107 FA1	Battery set
107 BA	Battery set
163 FBA	Starter "solenoid"
163 FA1	Starter "+"
597 FAA	Power supply "+" "BIM"

KEY TO CONNECTORS

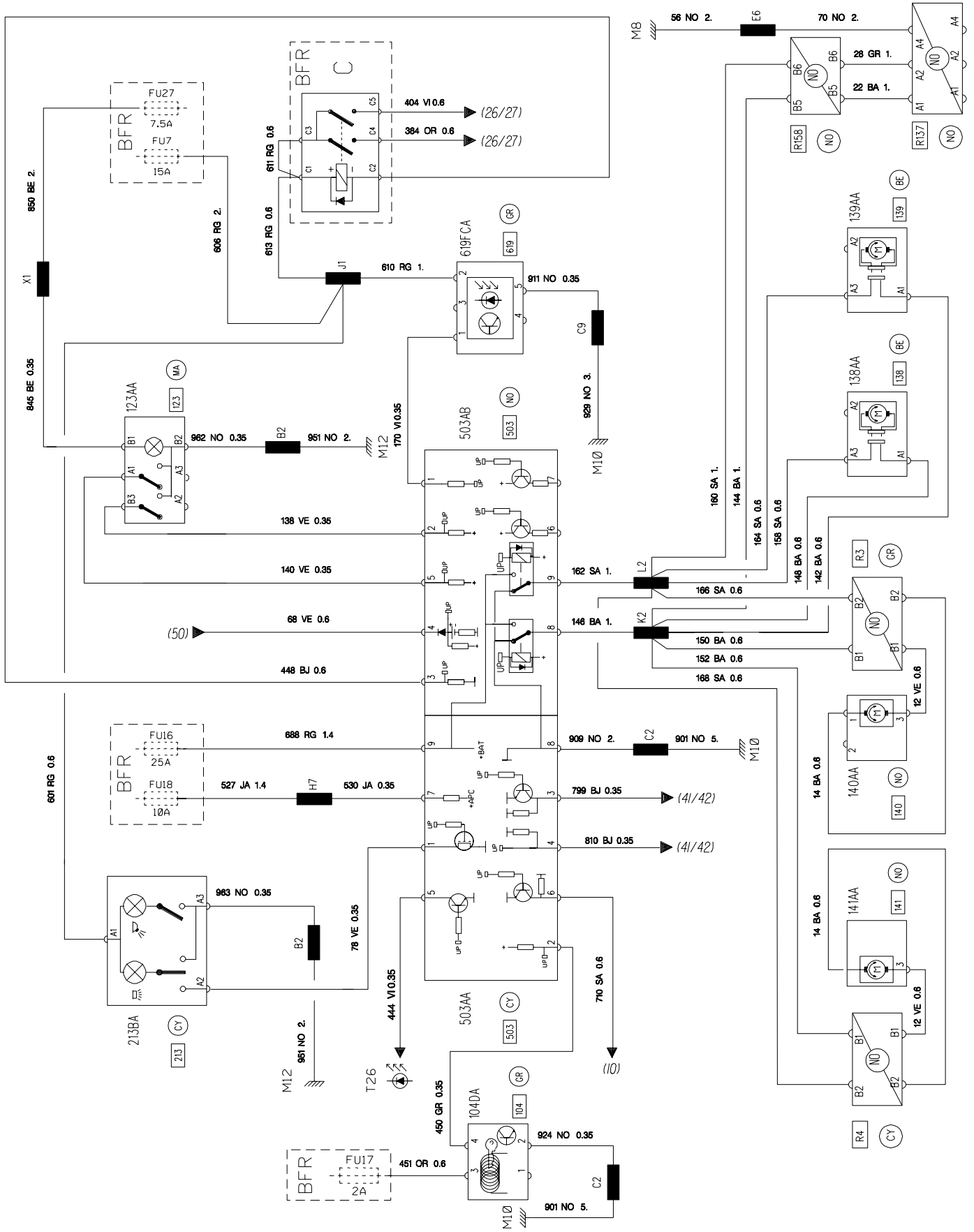
Item	Assignment
R34	Dashboard wiring harness -> engine wiring harness

KEY TO WARNING LAMPS

Item	Assignment
T17	Battery charge warning lamp
T28	Engine rev counter

ENGINE IMMOBILIZER AND RADIO-FREQUENCY CENTRAL LOCKING (DOORS)
110/130/140/150 COMMON RAIL FUEL-INJECTION

MASCOTT



KEY TO APPLIANCES

Item	Assignment
104 DA	Transponder antenna
123 AA	Doors central locking control
138 AA	RH side door electric striker
139 AA	LH side door electric striker
140 AA	Driver's door electric striker
141 AA	Passenger's door electric striker
160 FAA	Engine immobilizer coded stop solenoid valve
213 BA	Map reader
503 AA	Radio-frequency central locking box (doors)
503 AB	Radio-frequency central locking box (doors)
619 FCA	Radio frequency receiver
BFR C	"Radio-frequency remote control" hazard lights relay

KEY TO CONNECTORS

Item	Assignment
R137	Van RH rear door hook-up connector
R158	Roof RH rear wiring harness -> dashboard wiring harness
R3	Dashboard wiring harness -> driver's door wiring harness
R4	Dashboard wiring harness -> passenger's door wiring harness

KEY TO WARNING LAMPS

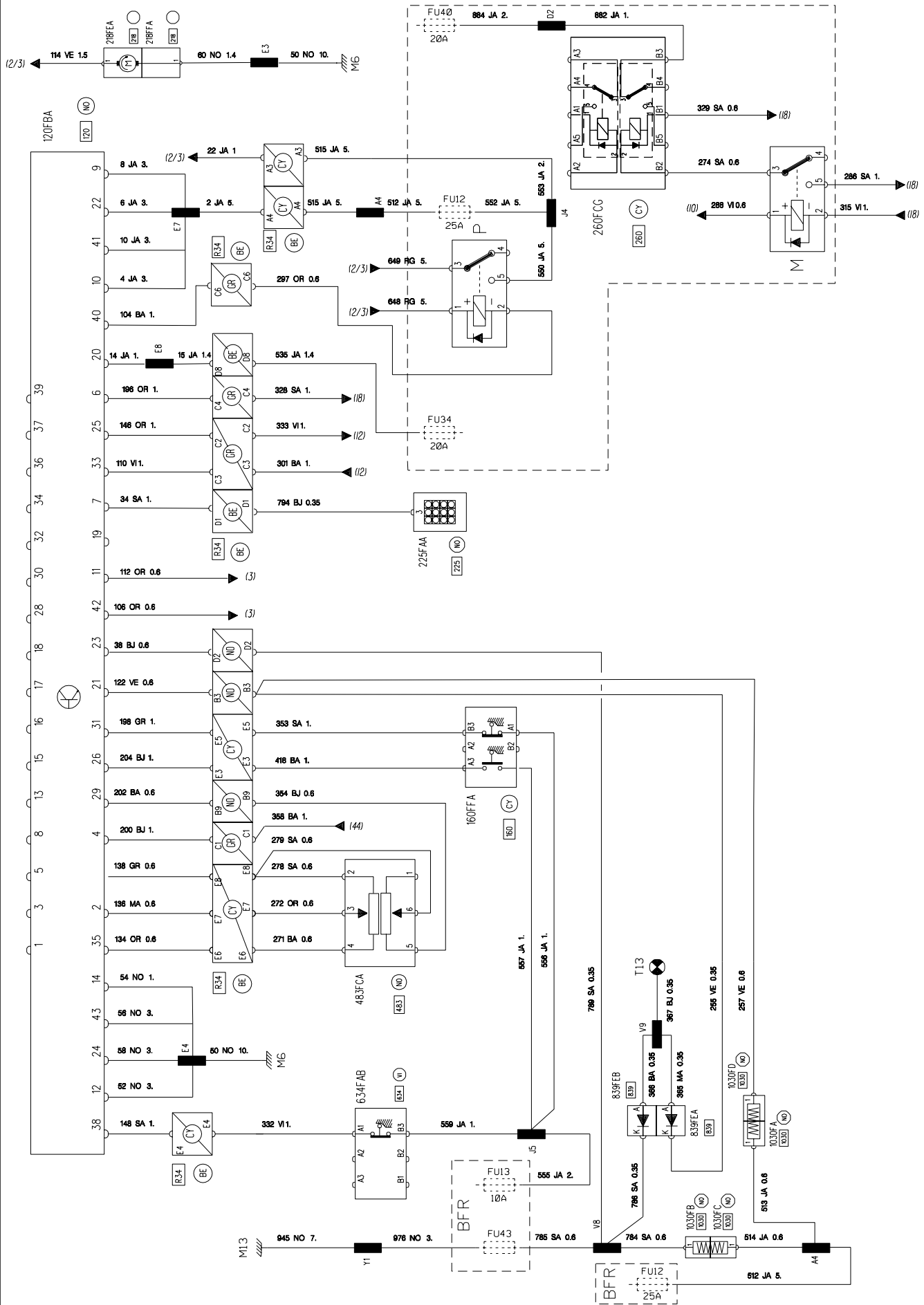
Item	Assignment
T26	Engine immobilizer system warning lamp

KEY TO EARTHES

Item	Assignment
M10	Driver's side electrical earth
M12	Pedal gear electrical earth
M8	Roof rear end to chassis frame earth

CAB "COMMON RAIL" ECU 110/130/140/150 COMMON RAIL FUEL-INJECTION (WITH OPTIONS)

MASCOTT



KEY TO APPLIANCES

Item	Assignment
120 FBA	Cab connector "COMMON RAIL" ECU
160 FFA	Stop lights switch (pedal position information)
218 FEA	Electric fuel booster pump
218 FFA	Electric fuel booster pump
225 FAA	Diagnostics socket "OBD2"
260 FCG	Servo-assisted clutch booster pump relay - "COMMON RAIL" fuel-injection
483 FCA	Accelerator pedal position sensor
634 FAB	Clutch pedal position sensor
839 FEB	Preheating warning lamp non-return diode
839 FEA	Preheating warning lamp non-return diode
1030 FB	Resistor
1030 FC	Resistor
1030 FD	Resistor
1030 FA	Resistor
BFR P	"COMMON RAIL" ECU relay
BFR M	Electric fuel booster pump

KEY TO CONNECTORS

Item	Assignment
R34	Dashboard wiring harness -> engine wiring harness

KEY TO WARNING LAMPS

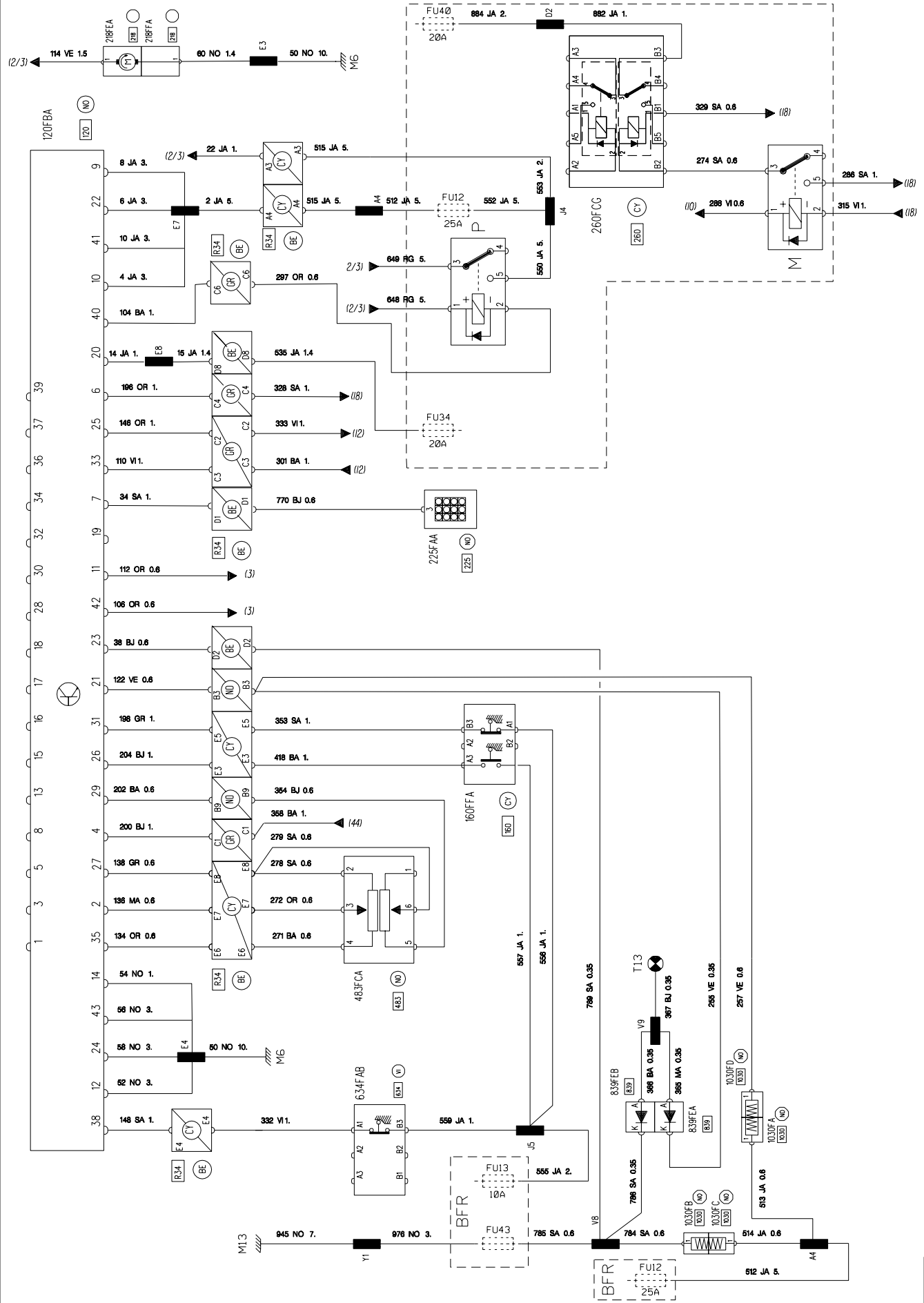
Item	Assignment
T01	PTO "Information" tell-tale lamp

KEY TO EARTHS

Item	Assignment
M6	Driver's side electrical earth
M13	Passenger's door electrical earth

CAB "COMMON RAIL" ECU 110/130/140/150 COMMON RAIL FUEL-INJECTION (WITHOUT OPTIONS)

MASCOTT



KEY TO APPLIANCES

Item	Assignment
120 FBA	Cab connector "COMMON RAIL" ECU
160 FFA	Stop lights switch (pedal position information)
218 FEA	Electric fuel booster pump
218 FFA	Electric fuel booster pump
225 FAA	Diagnostics socket "OBD2"
260 FCG	Servo-assisted clutch booster pump relay - "COMMON RAIL" fuel-injection
483 FCA	Accelerator pedal position sensor
634 FAB	Clutch pedal position sensor
839 FEB	Preheating warning lamp non-return diode
839 FEA	Preheating warning lamp non-return diode
1030 FB	Resistor
1030 FC	Resistor
1030 FD	Resistor
1030 FA	Resistor
BFR P	"COMMON RAIL" ECU relay
BFR M	Electric fuel booster pump

KEY TO CONNECTORS

Item	Assignment
R34	Dashboard wiring harness -> engine wiring harness

KEY TO WARNING LAMPS

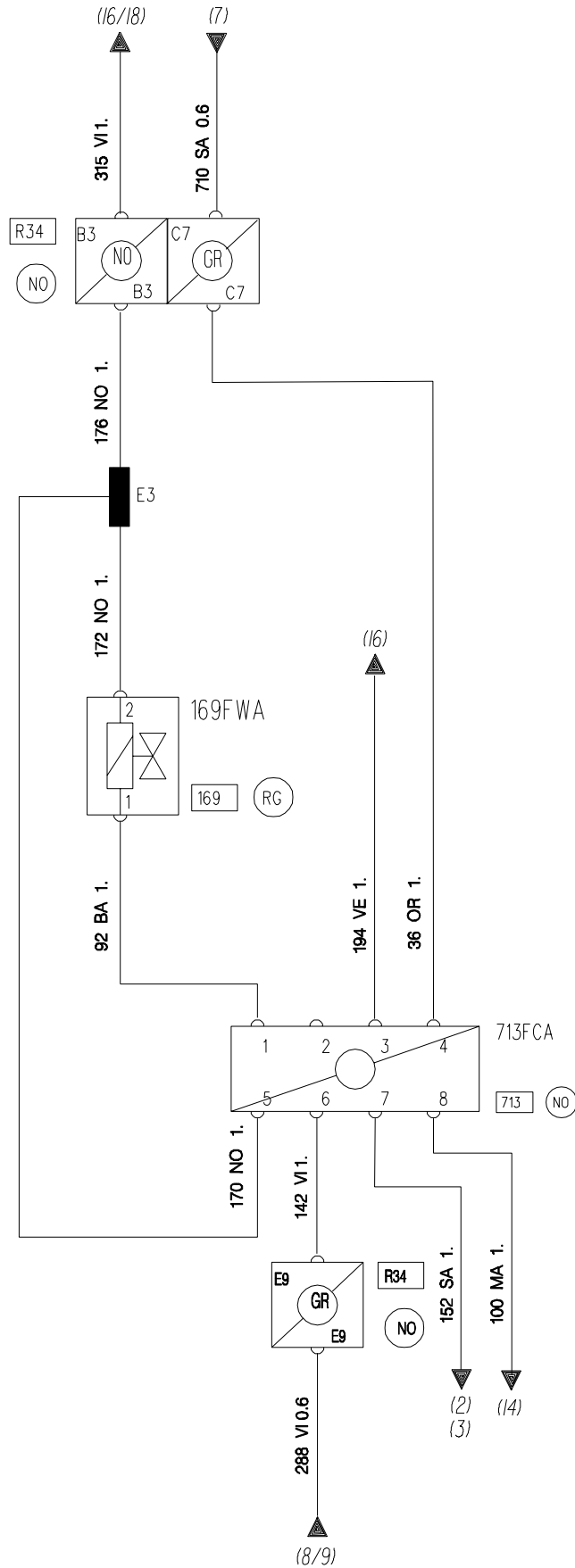
Item	Assignment
T01	PTO "Information" tell-tale lamp

KEY TO EARTHS

Item	Assignment
M6	Driver's side electrical earth
M13	Passenger's door electrical earth

CAB "COMMON RAIL" ECU
 110/130/140/150 COMMON RAIL FUEL-INJECTION
 (CONT.)

MASCOTT



KEY TO APPLIANCES

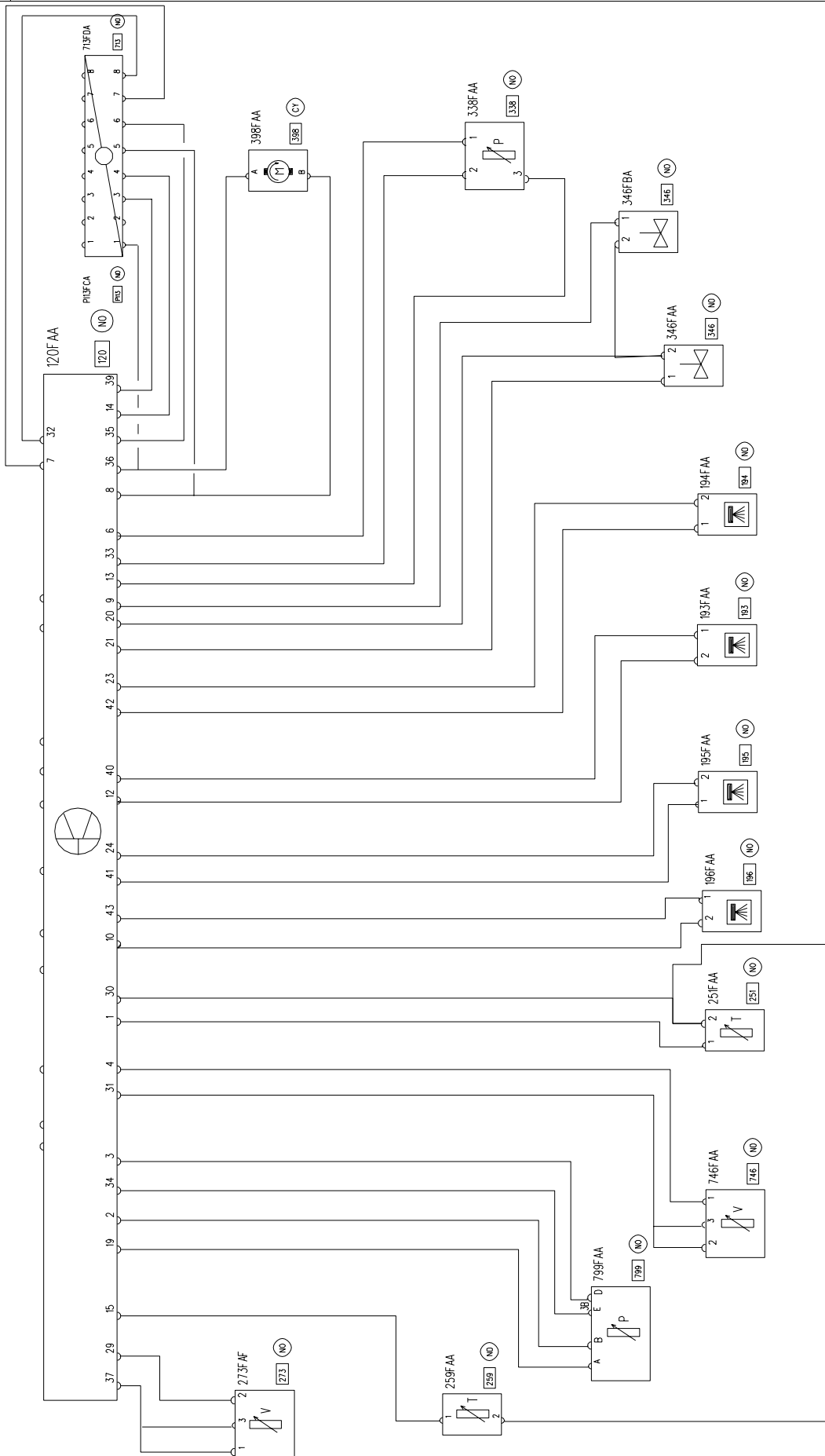
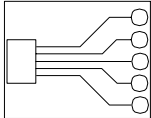
Item	Assignment
169 FWA	Variable geometry turbo solenoid valve
260 FCB	Fuel filter preheater relay

KEY TO CONNECTORS

Item	Assignment
R34	Dashboard wiring harness -> engine wiring harness
713 FCA	Cab connector "COMMON RAIL" ECU wiring harness -> engine connector "COMMON RAIL" ECU wiring harness

ENGINE "COMMON RAIL" ECU

MASCOTT

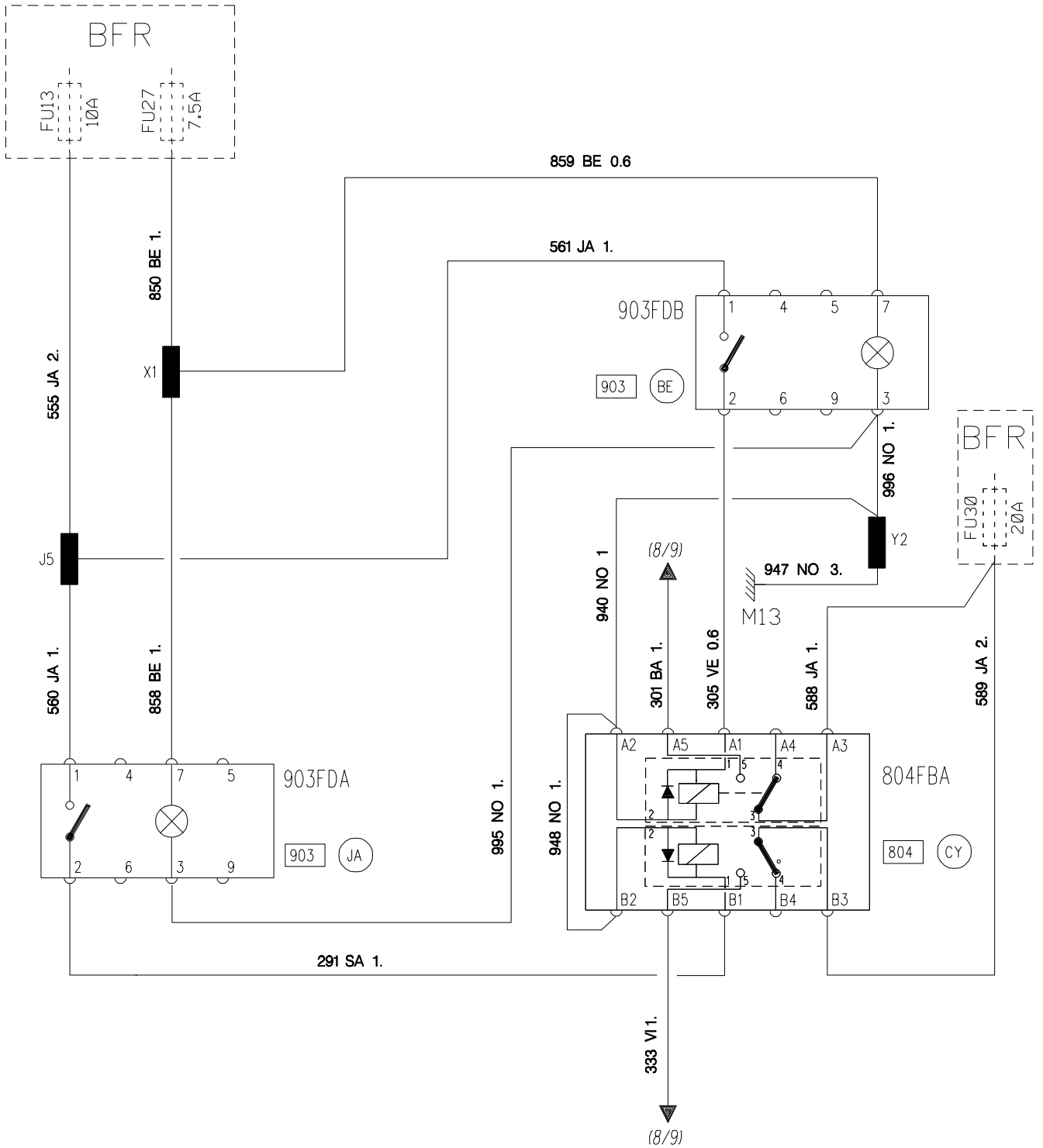
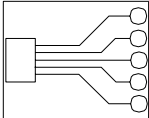


KEY TO APPLIANCES

Item	Assignment
120 FAA	Engine connector "COMMON RAIL" ECU
193 FAA	Electronic injector N° 1
194 FAA	Electronic injector N° 2
195 FAA	Electronic injector N° 3
196 FAA	Electronic injector N° 4
251 FAA	Engine cooling circuit temperature sensor
259 FAA	Fuel temperature sensor
273 FAF	Engine flywheel speed sensor
338 FAA	"RAIL" fuel high-pressure sensor
346 FBA	High-pressure delivery regulation solenoid valve
346 FAA	High-pressure pump 3rd element cut-off solenoid valve
398 FAA	Variable geometry turbocharger
713 FDA	Engine box / cab box connection
746 FAA	Camshaft speed sensor
799 FAA	Turbocharging air pressure and temperature sensor

FAST IDLING AND CRUISE CONTROL
110/130/140/150 COMMON RAIL FUEL-INJECTION

MASCOTT



KEY TO APPLIANCES

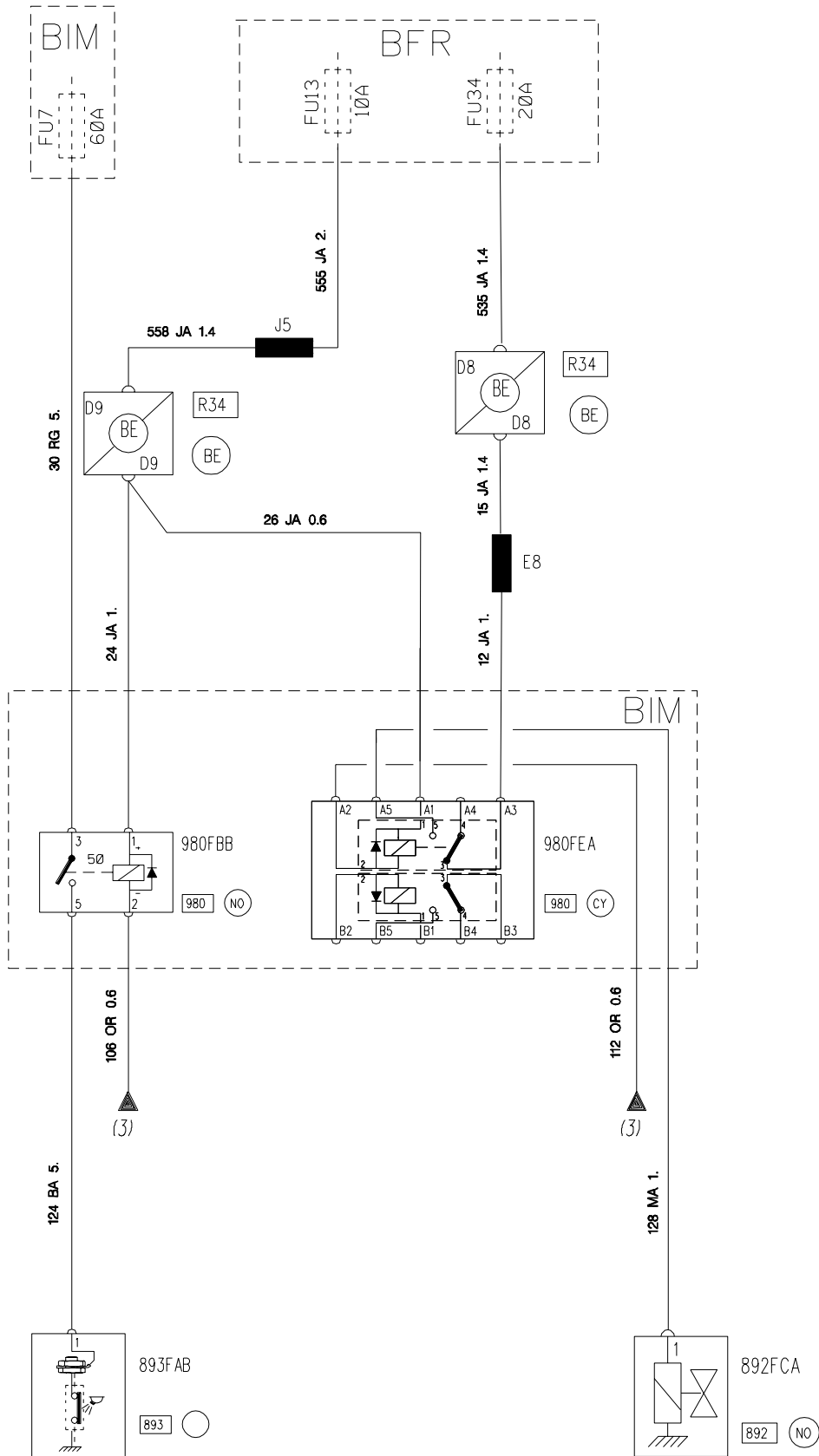
Item	Assignment
804 FBA	Fast idling and cruise control relay
903 FDA	Fast idling control
903 FDB	Cruise control

KEY TO EARTHS

Item	Assignment
M13	Passenger's door electrical earth

“FLAMMSTART” COLD STARTING DEVICE
110/130/140/150 COMMON RAIL FUEL-INJECTION

MASCOTT



KEY TO APPLIANCES

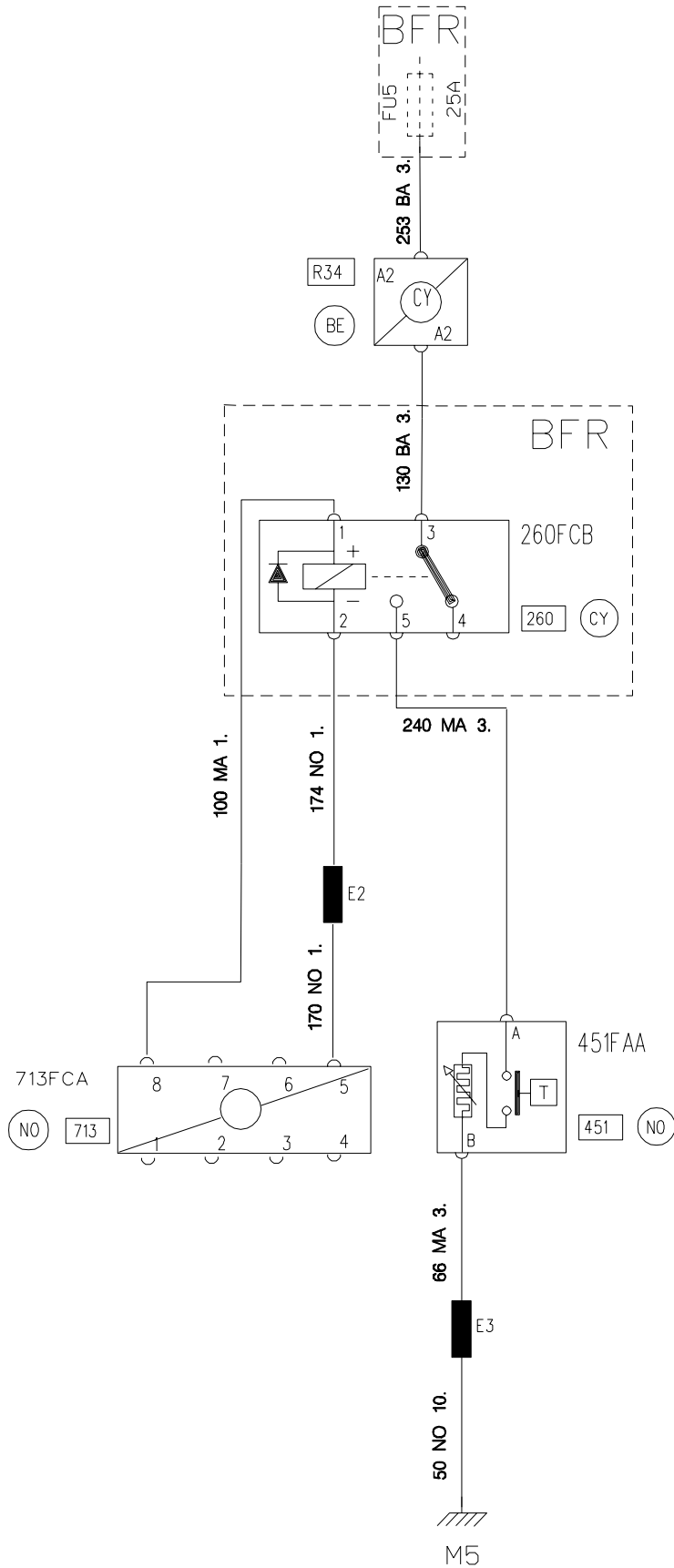
Item	Assignment
892 FCA	"FLAMMSTART" solenoid valve
893 FAB	"FLAMMSTART" preheat plugs
980 FBB	"FLAMMSTART" preheat plugs relay
980 FEA	"FLAMMSTART" solenoid valve and fuel filter water presence relay

KEY TO CONNECTORS

Item	Assignment
R34	Dashboard wiring harness -> engine wiring harness

FUEL FILTER PREHEATER
110/130/140/150 COMMON RAIL FUEL-INJECTION

MASCOTT



KEY TO APPLIANCES

Item	Assignment
260 FCB	Fuel filter preheater relay
451 FAA	Fuel filter preheater

KEY TO CONNECTORS

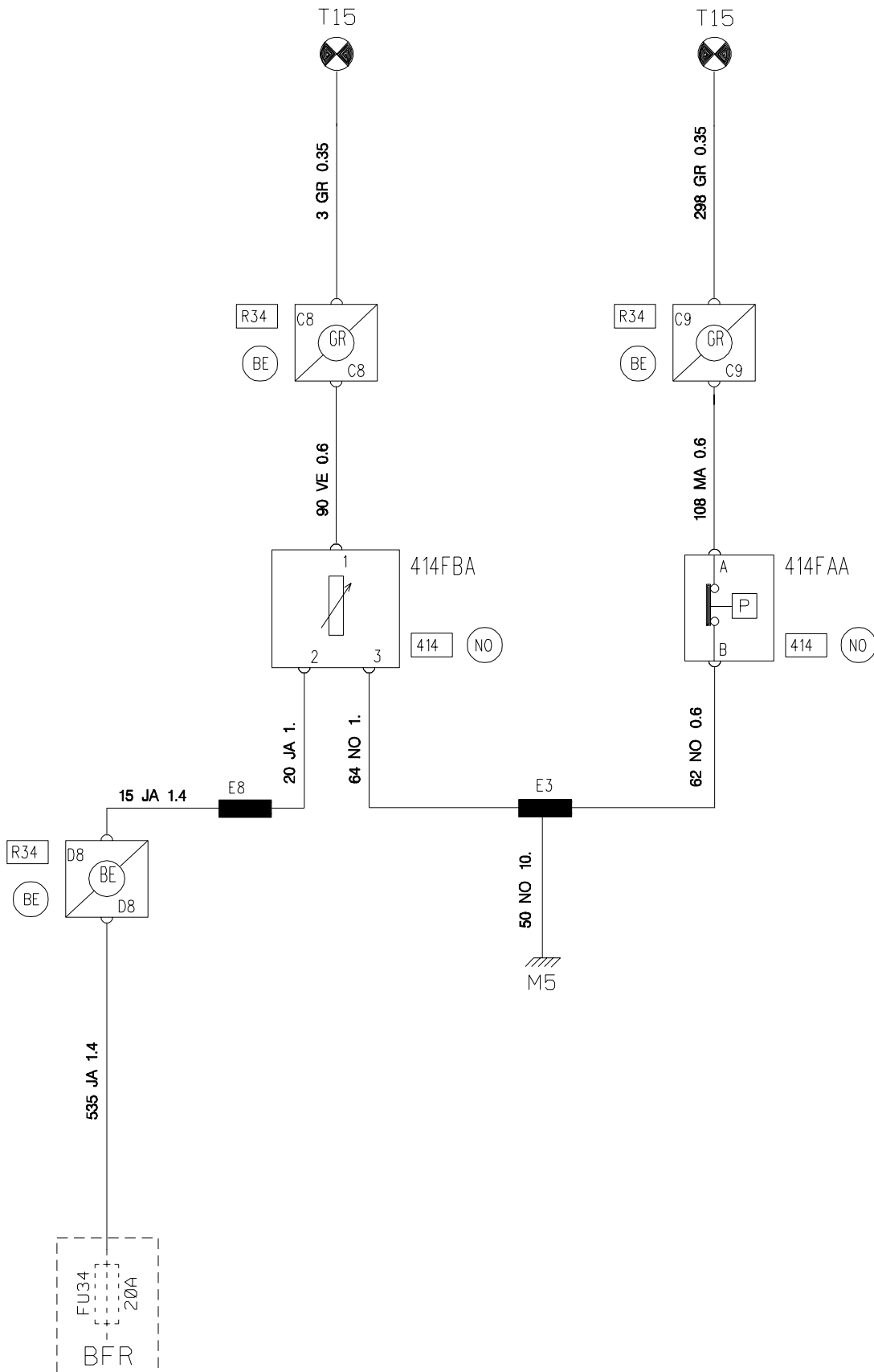
Item	Assignment
R34	Dashboard wiring harness -> engine wiring harness
713 FCA	Cab connector "COMMON RAIL" ECU wiring harness -> engine connector "COMMON RAIL" ECU wiring harness

KEY TO EARTHS

Item	Assignment
M5	Engine electrical earth

FUEL FILTER WATER PRESENCE AND CLOGGING
110/130/140/150 COMMON RAIL FUEL-INJECTION

MASCOTT



KEY TO APPLIANCES

Item	Assignment
414 FAA	Fuel filter clogging sensor
414 FBA	Fuel filter water presence sensor

KEY TO CONNECTORS

Item	Assignment
R34	Dashboard wiring harness -> engine wiring harness

KEY TO WARNING LAMPS

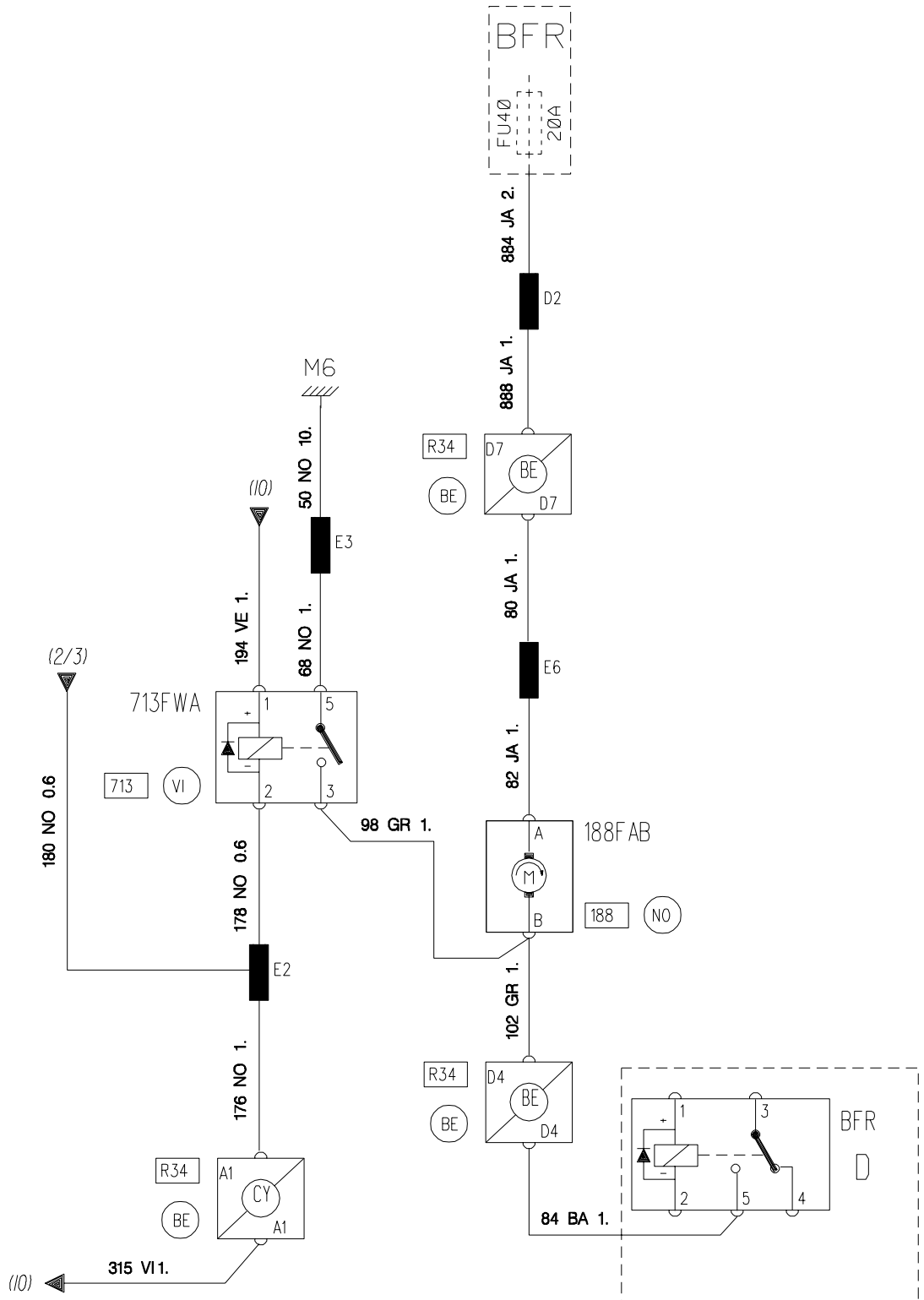
Item	Assignment
T15	Fuel filter clogging or water presence "Alert" warning lamp

KEY TO EARTHS

Item	Assignment
M5	Engine electrical earth

DECLUTCHING FAN
110/130/140/150 COMMON RAIL FUEL-INJECTION

MASCOTT



KEY TO APPLIANCES

Item	Assignment
188 FAB	Declutching fan
713 FWA	Declutching fan relay
BFR D	Declutching fan relay - common rail fuel-injection

KEY TO CONNECTORS

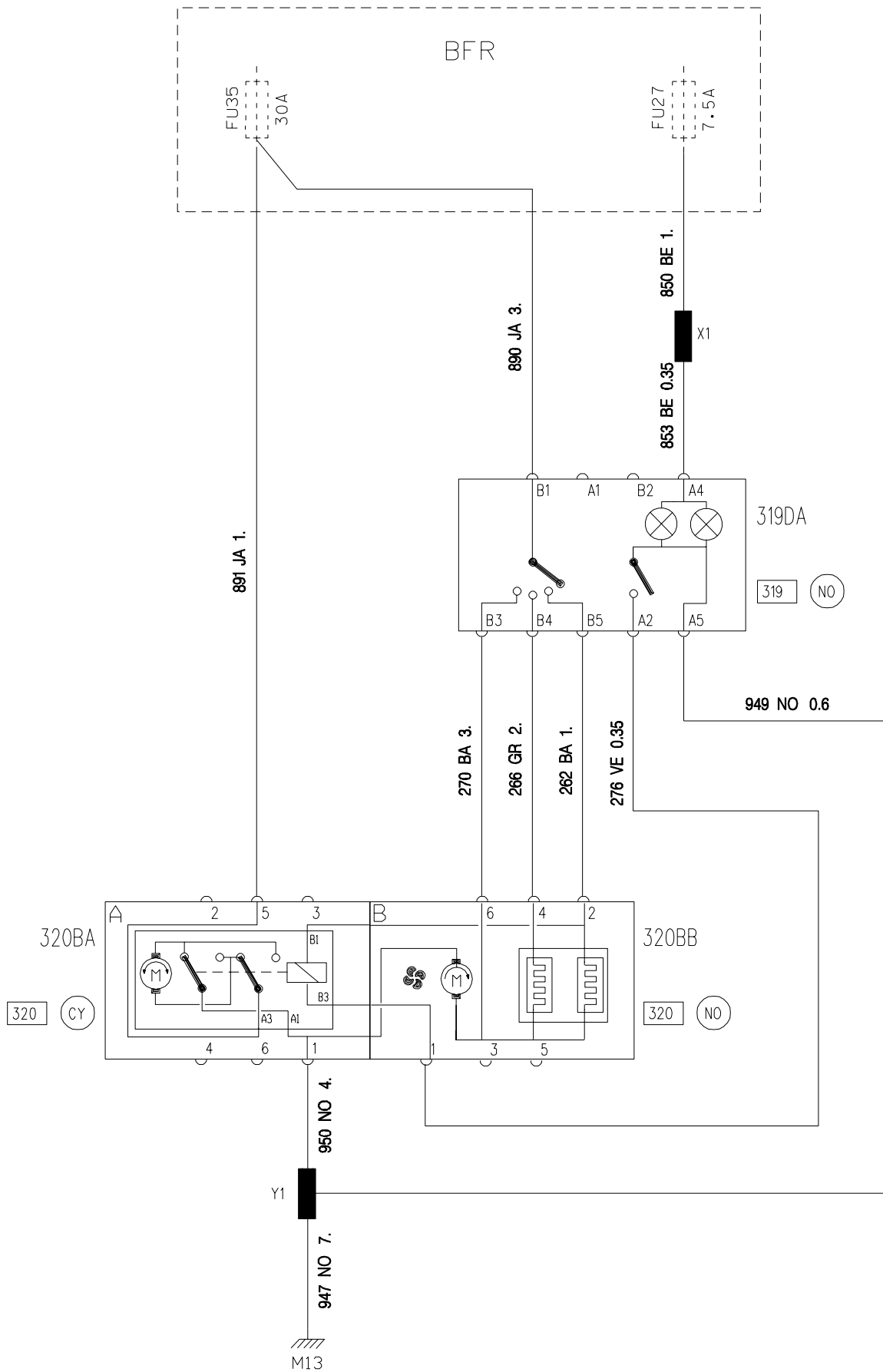
Item	Assignment
R34	Dashboard wiring harness -> engine wiring harness

KEY TO EARTHS

Item	Assignment
M6	Driver's side electrical earth

CAB HEATING

MASCOTT



KEY TO APPLIANCES

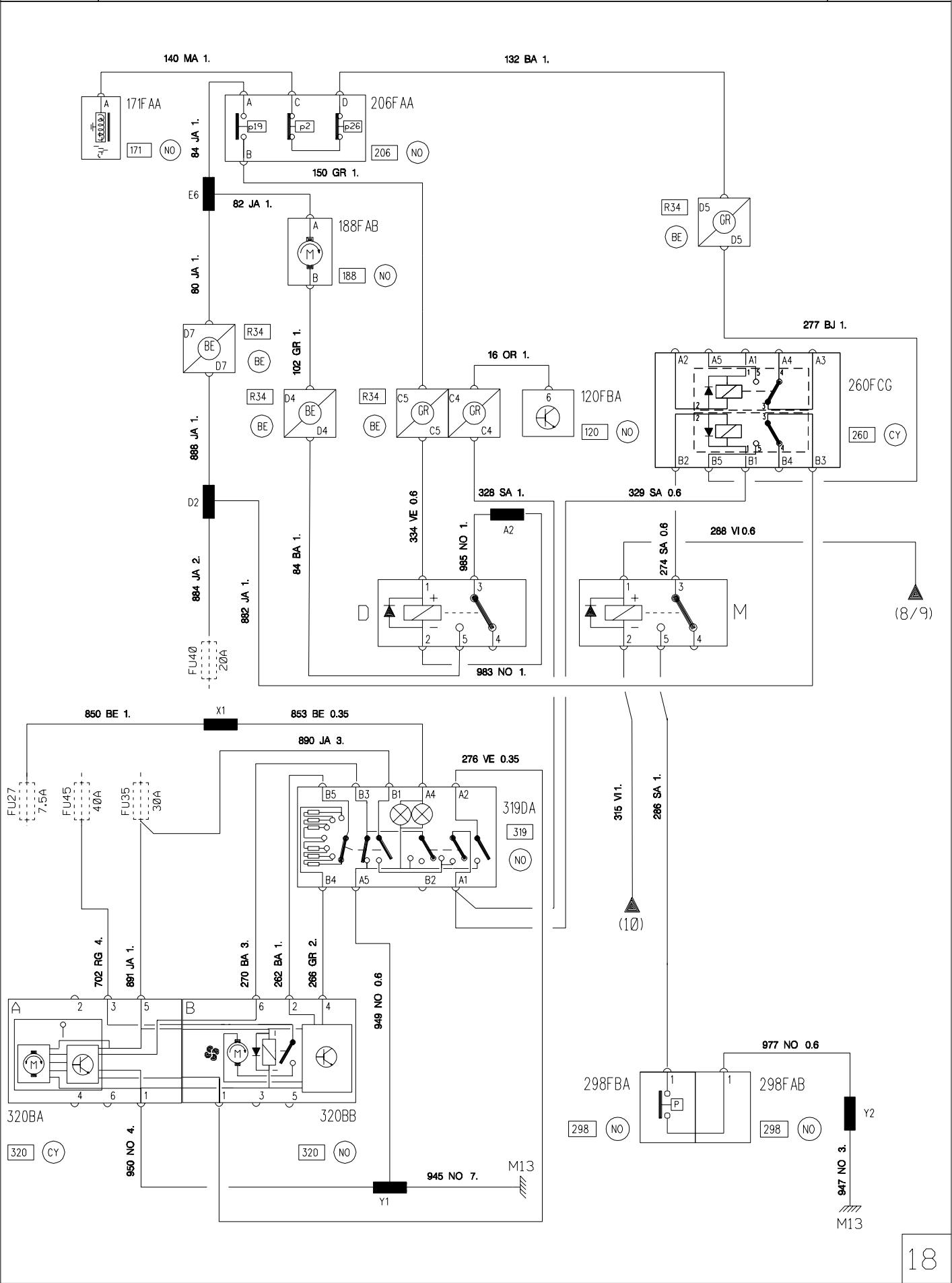
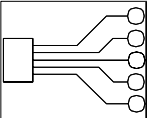
Item	Assignment
319 DA	Ventilation and air conditioning with heating control
320 BA	Condenser fan
320 BB	Condenser fan

KEY TO EARTHS

Item	Assignment
M13	Passenger's door electrical earth

CAB HEATING WITH AIR CONDITIONING
110/130/140/150 COMMON RAIL FUEL-INJECTION

MASCOTT



(8/9)

(10)

KEY TO APPLIANCES

Item	Assignment
120 FBA	Cab connector "COMMON RAIL" ECU
171 FAA	Air conditioning compressor
188 FAB	Declutching fan
206 FAA	3-level air conditioning pressure controller
260 FCG	Servo-assisted clutch booster pump relay - "COMMON RAIL" fuel-injection
298 FBA	Evaporator temperature thermal switch
298 FAB	Evaporator temperature thermal switch
319 DA	Ventilation and air conditioning with heating control
320 BA	Condenser fan
320 BB	Condenser fan
BFR D	Declutching fan relay - common rail fuel-injection

KEY TO CONNECTORS

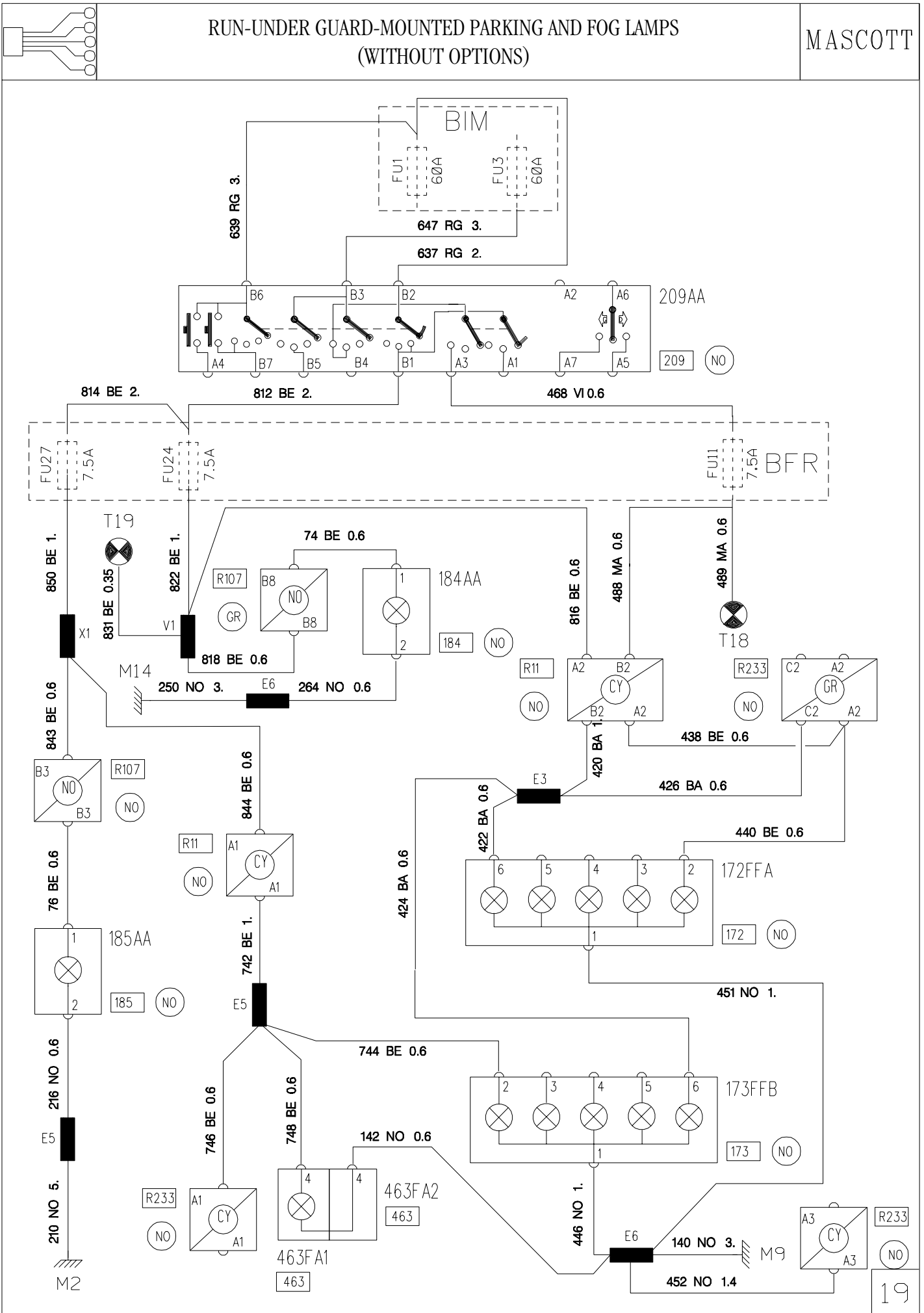
Item	Assignment
R34	Dashboard wiring harness -> engine wiring harness

KEY TO EARTHS

Item	Assignment
M13	Passenger's door electrical earth

RUN-UNDER GUARD-MOUNTED PARKING AND FOG LAMPS
(WITHOUT OPTIONS)

MASCOTT



KEY TO APPLIANCES

Item	Assignment
172 FFA	RH rear signalling lamp (flashing, stop, parking, fog, reversing)
173 FFB	LH rear signalling lamp (flashing, stop, parking, fog, reversing)
184 AA	RH front parking lamp
185 AA	LH front parking lamp
209 AA	Lighting rotary switch
463 FA1	Available power supply (lighting "+")
463 FA2	Available power supply (lighting "-")

KEY TO CONNECTORS

Item	Assignment
R107	Dashboard wiring harness -> front end wiring harness
R11	Dashboard wiring harness -> chassis wiring harness
R233	Trailer socket hook-up connector

KEY TO WARNING LAMPS

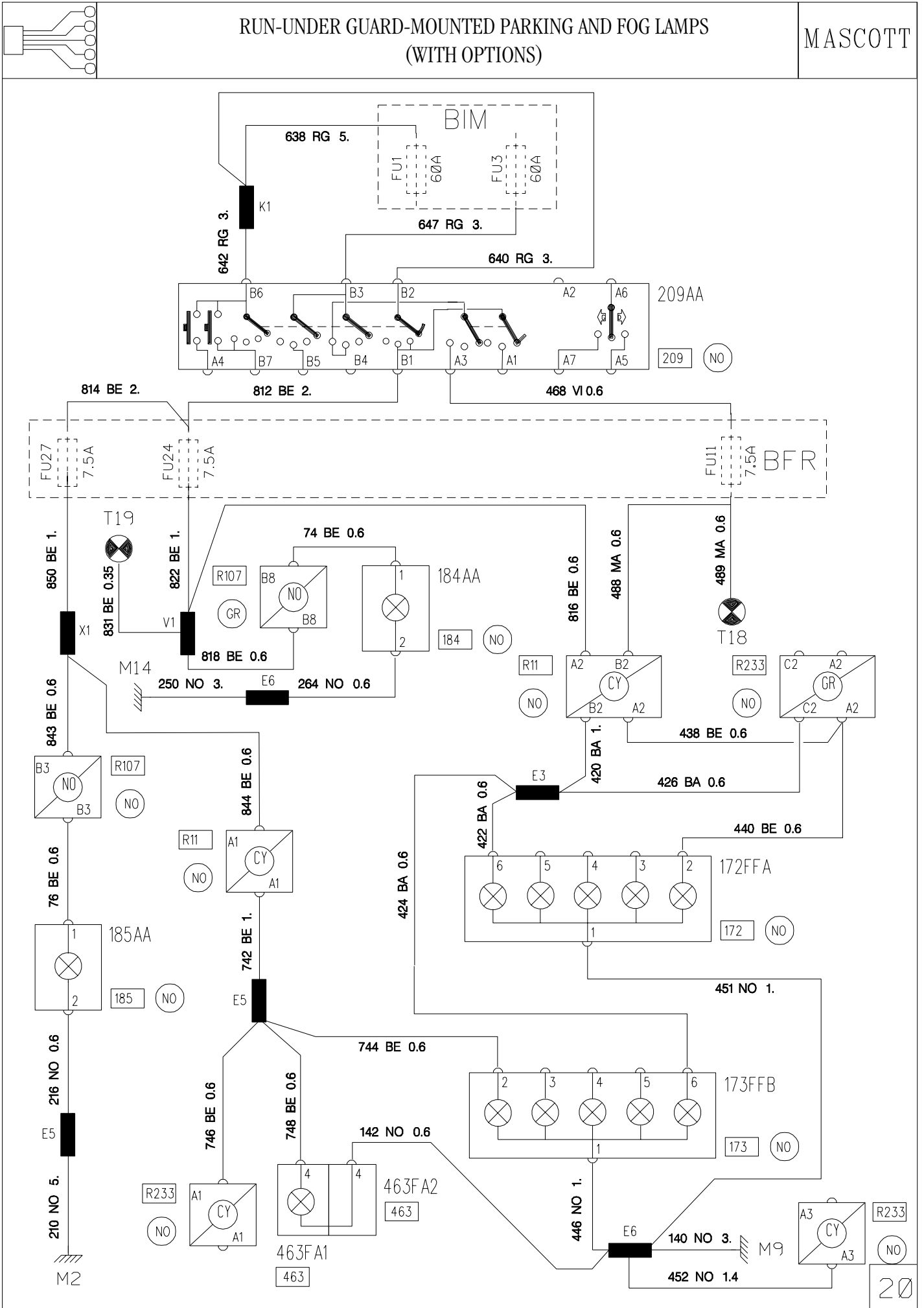
Item	Assignment
T18	Fog light(s) warning lamp
T19	Dashboard lighting

KEY TO EARTHS

Item	Assignment
M2	Driver's side front end electrical earth
M9	Chassis frame earth
M14	Passenger's side front end electrical earth

RUN-UNDER GUARD-MOUNTED PARKING AND FOG LAMPS (WITH OPTIONS)

MASCOTT



KEY TO APPLIANCES

Item	Assignment
172 FFA	RH rear signalling lamp (flashing, stop, parking, fog, reversing)
173 FFB	LH rear signalling lamp (flashing, stop, parking, fog, reversing)
184 AA	RH front parking lamp
185 AA	LH front parking lamp
209 AA	Lighting rotary switch
463 FA1	Available power supply (lighting "+")
463 FA2	Available power supply (lighting "-")

KEY TO CONNECTORS

Item	Assignment
R107	Dashboard wiring harness -> front end wiring harness
R11	Dashboard wiring harness -> chassis wiring harness
R233	Trailer socket hook-up connector

KEY TO WARNING LAMPS

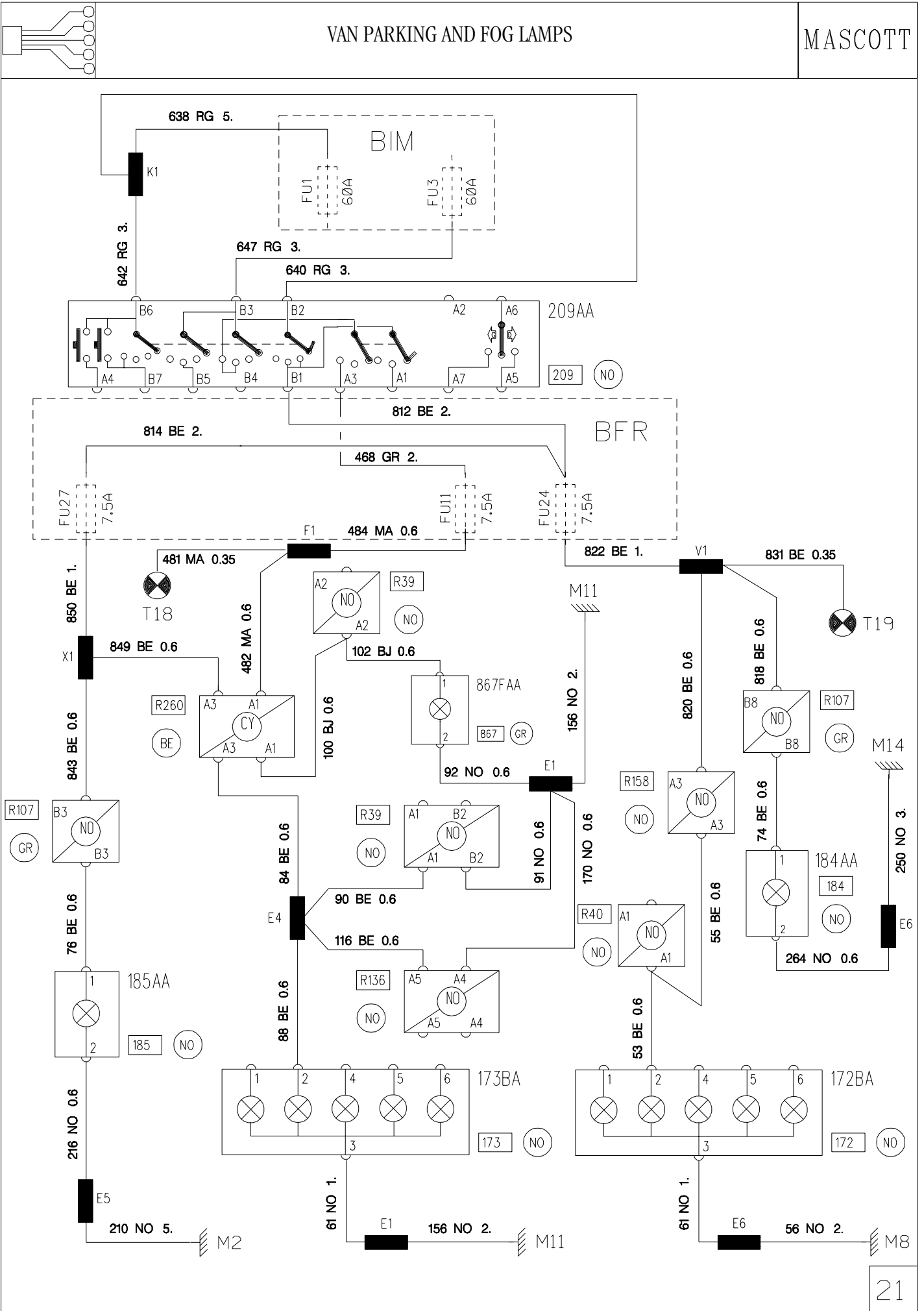
Item	Assignment
T18	Fog light(s) warning lamp
T19	Dashboard lighting

KEY TO EARTHS

Item	Assignment
M2	Driver's side front end electrical earth
M9	Chassis frame earth
M14	Passenger's side front end electrical earth

VAN PARKING AND FOG LAMPS

MASCOTT



KEY TO APPLIANCES

Item	Assignment
172 FFA	RH rear signalling lamp (flashing, stop, parking, fog, reversing)
173 FFB	LH rear signalling lamp (flashing, stop, parking, fog, reversing)
184 AA	RH front parking lamp
185 AA	LH front parking lamp
209 AA	Lighting rotary switch
867 FAA	LH rear fog lamp

KEY TO CONNECTORS

Item	Assignment
R107	Dashboard wiring harness -> front end wiring harness
R136	Dashboard wiring harness -> chassis wiring harness
R158	Trailer socket hook-up connector
R260	Roof LH rear wiring harness -> dashboard wiring harness
R39	Van LH signalling lamp wiring harness and trailer socket
R40	Van RH signalling lamp wiring harness and trailer socket

KEY TO WARNING LAMPS

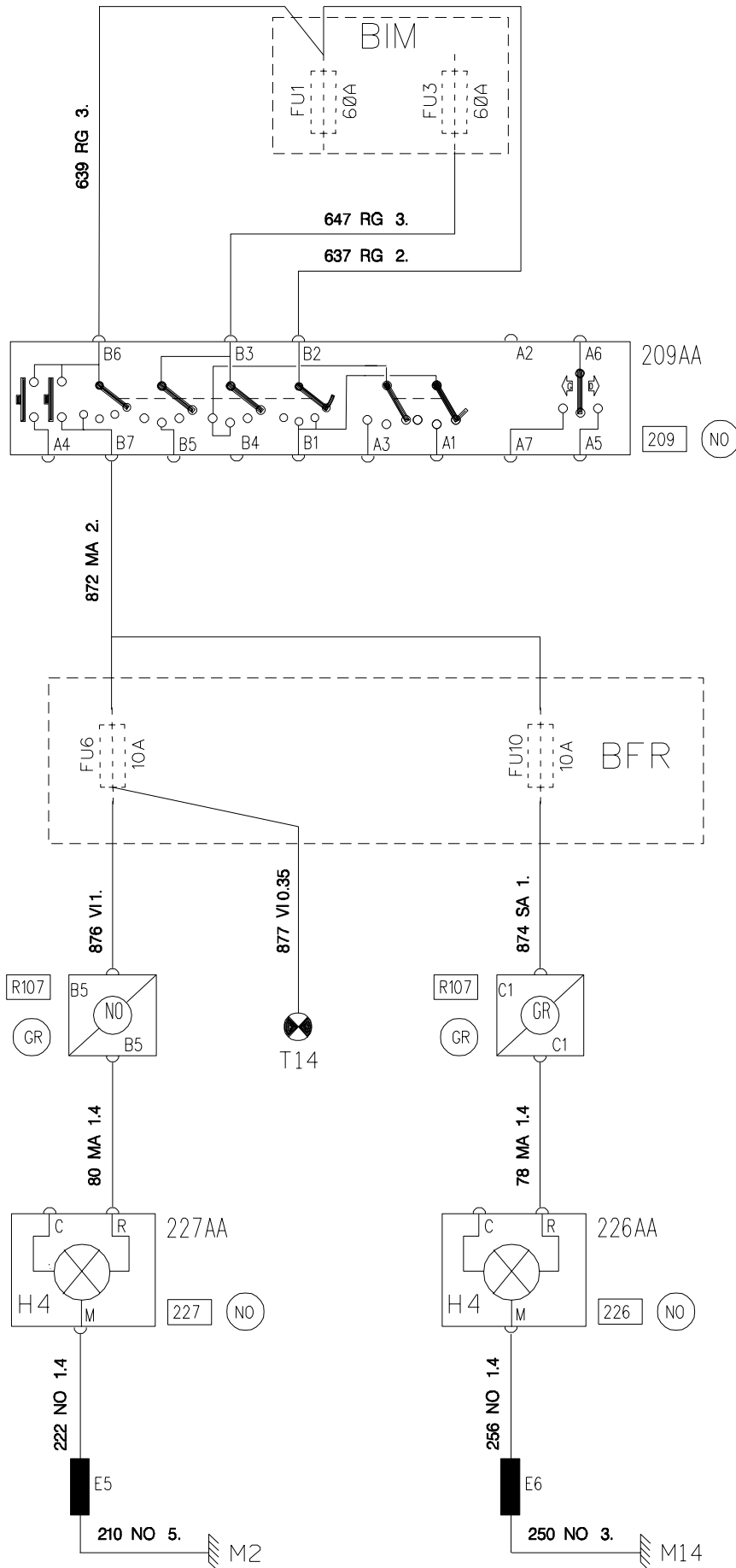
Item	Assignment
T19	Dashboard lighting
T18	Fog light(s) warning lamp

KEY TO EARTHS

Item	Assignment
M2	Driver's side front end electrical earth
M8	Roof rear end to chassis frame earth
M11	Van electrical earth
M14	Passenger's side front end electrical earth

MAIN BEAM HEADLAMPS
(WITHOUT OPTIONS)

MASCOTT



KEY TO APPLIANCES

Item	Assignment
209 AA	Lighting rotary switch
226 AA	RH main and dipped beam headlamps
227 AA	LH main and dipped beam headlamps

KEY TO CONNECTORS

Item	Assignment
R107	Dashboard wiring harness -> front end wiring harness

KEY TO WARNING LAMPS

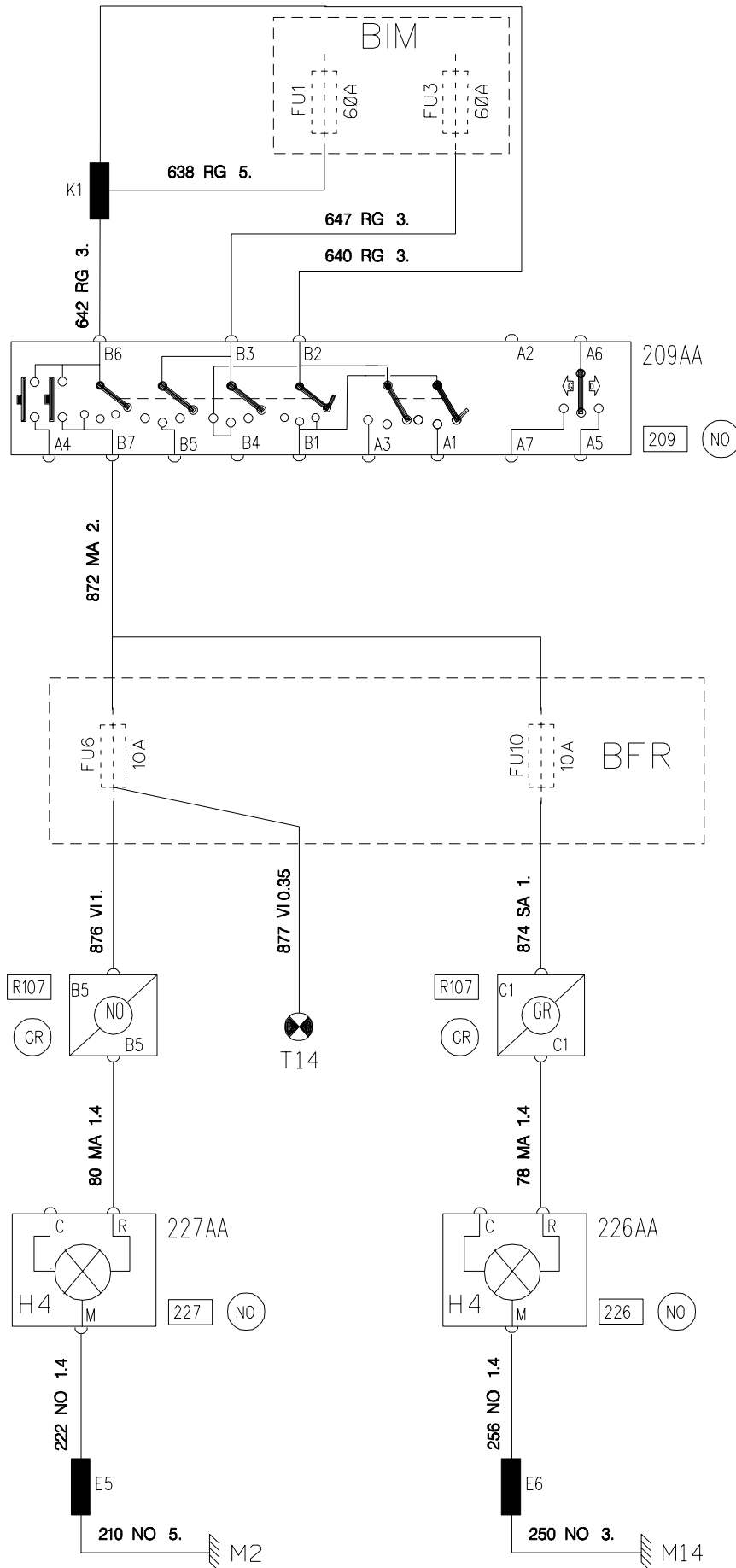
Item	Assignment
T14	Headlights main beam warning lamp

KEY TO EARTHS

Item	Assignment
M2	Driver's side front end electrical earth
M14	Passenger's side front end electrical earth

MAIN BEAM HEADLAMPS
(WITH OPTIONS)

MASCOTT



KEY TO APPLIANCES

Item	Assignment
209 AA	Lighting rotary switch
226 AA	RH main and dipped beam headlamps
227 AA	LH main and dipped beam headlamps

KEY TO CONNECTORS

Item	Assignment
R107	Dashboard wiring harness -> front end wiring harness

KEY TO WARNING LAMPS

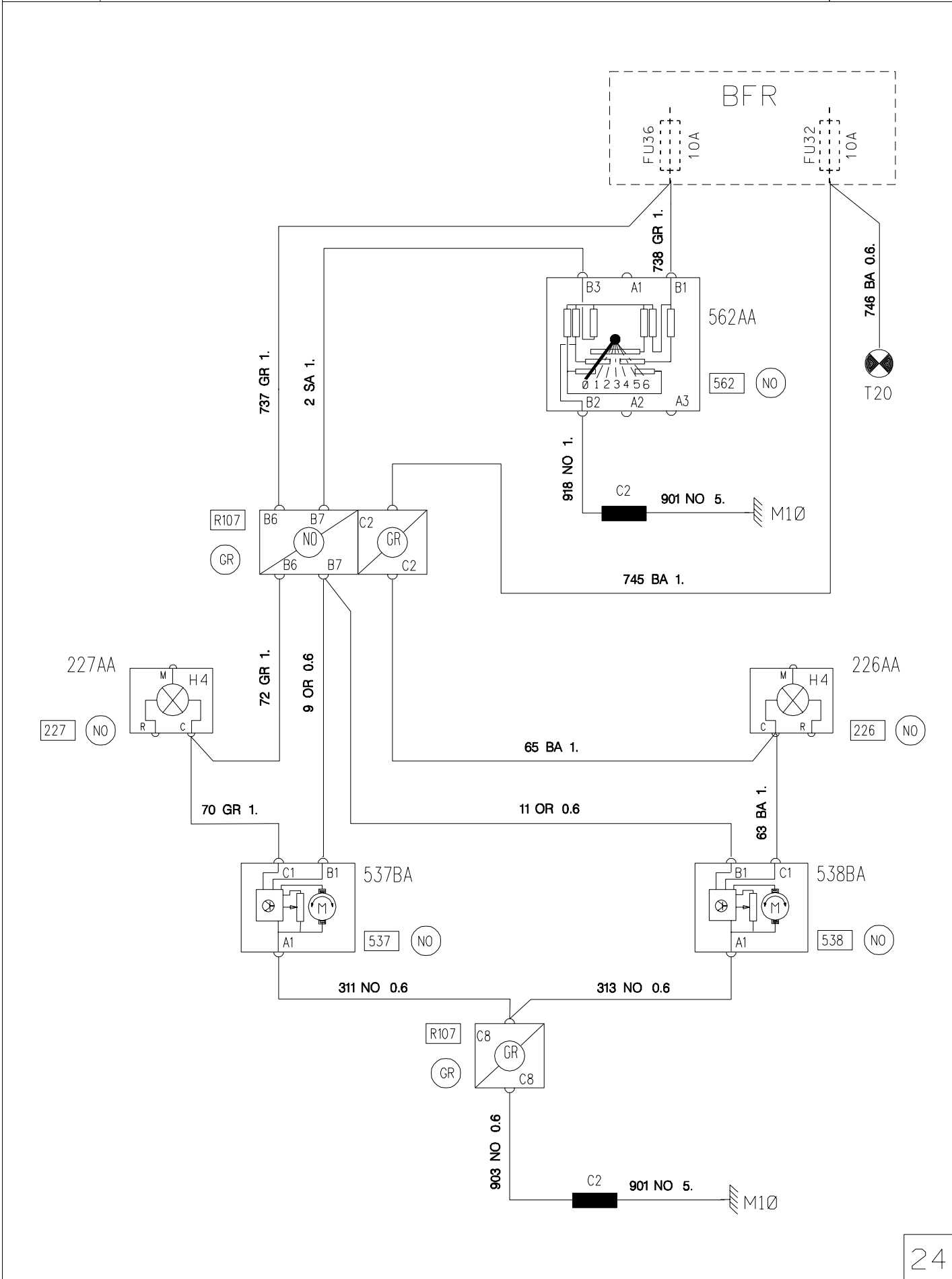
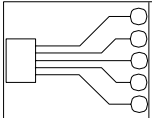
Item	Assignment
T14	Headlights main beam warning lamp

KEY TO EARTHS

Item	Assignment
M2	Driver's side front end electrical earth
M14	Passenger's side front end electrical earth

HEADLAMPS ADJUSTMENT
(WITHOUT OPTIONS)

MASCOTT



KEY TO APPLIANCES

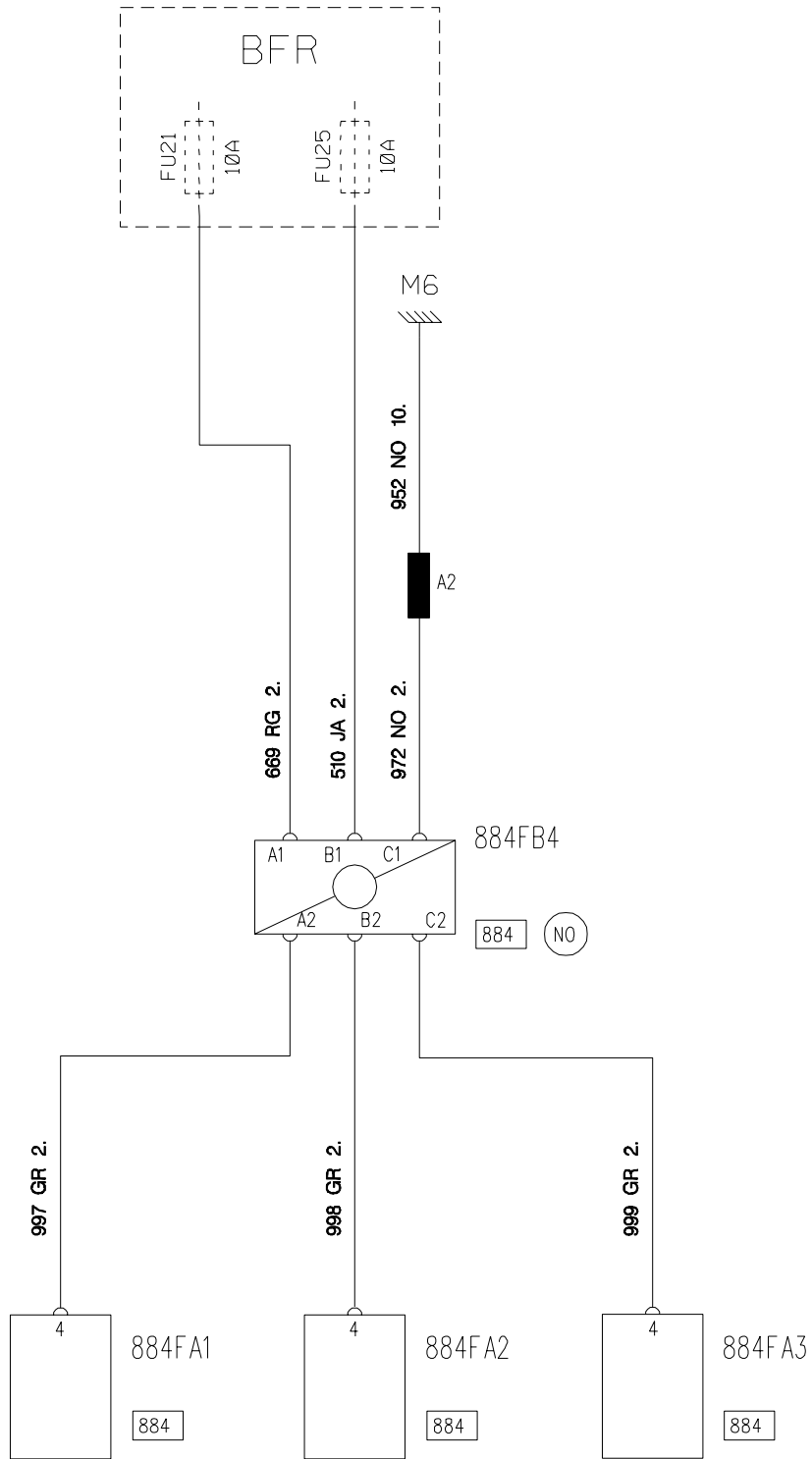
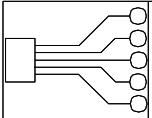
Item	Assignment
506 FFA	Trailer LH flashing lamps
506 FFB	Trailer fog lamps
506 FFC	Trailer earth
506 FFD	Trailer RH flashing lamps
506 FFE	Trailer RH parking lamps
506 FFF	Trailer stop lamps
506 FFG	Trailer LH parking lamps

KEY TO CONNECTORS

Item	Assignment
R233	Trailer socket hook-up connector

AVAILABLE POWER SUPPLIES

MASCOTT



KEY TO APPLIANCES

Item	Assignment
884 FA1	Available power supply (chassis/cab link)
884 FA2	Available power supply (chassis/cab link)
884 FA3	Available power supply (chassis/cab link)

KEY TO CONNECTORS

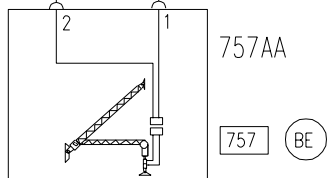
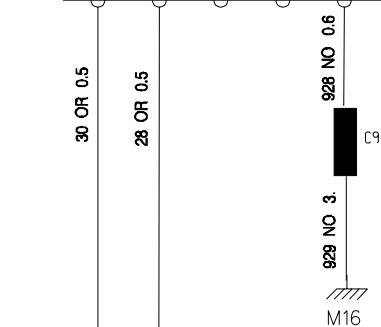
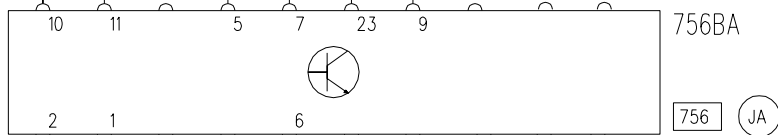
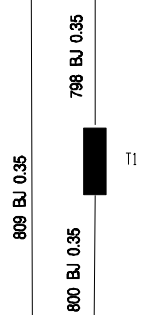
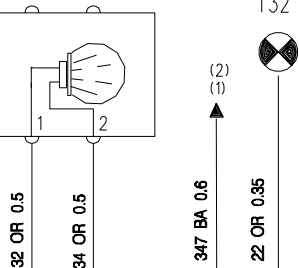
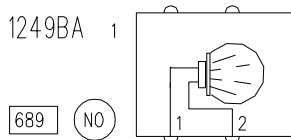
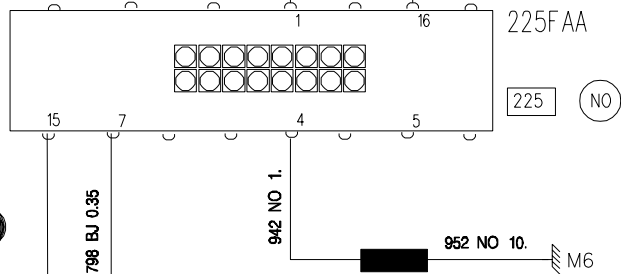
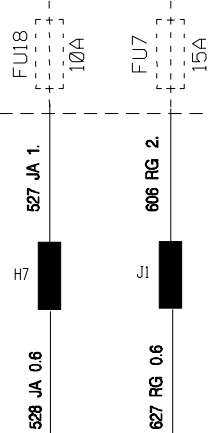
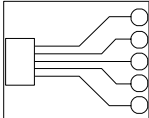
Item	Assignment
884 FB4	Available power supplies (chassis)

KEY TO EARTHS

Item	Assignment
M6	Driver's side electrical earth

DRIVER'S AND PASSENGER'S AIRBAG WITH PRETENSIONERS

MASCOTT



KEY TO APPLIANCES

Item	Assignment
225 FAA	Diagnostics socket "OBD2"
260 AB	Connection unit "BFR"
756 BA	"Airbag" ECU
757 AA	Driver's pretensioner
758 BA	Passenger's pretensioner
861 BA	Passenger's airbag
1249 BA	Driver's airbag

KEY TO WARNING LAMPS

Item	Assignment
T32	Airbag warning lamp

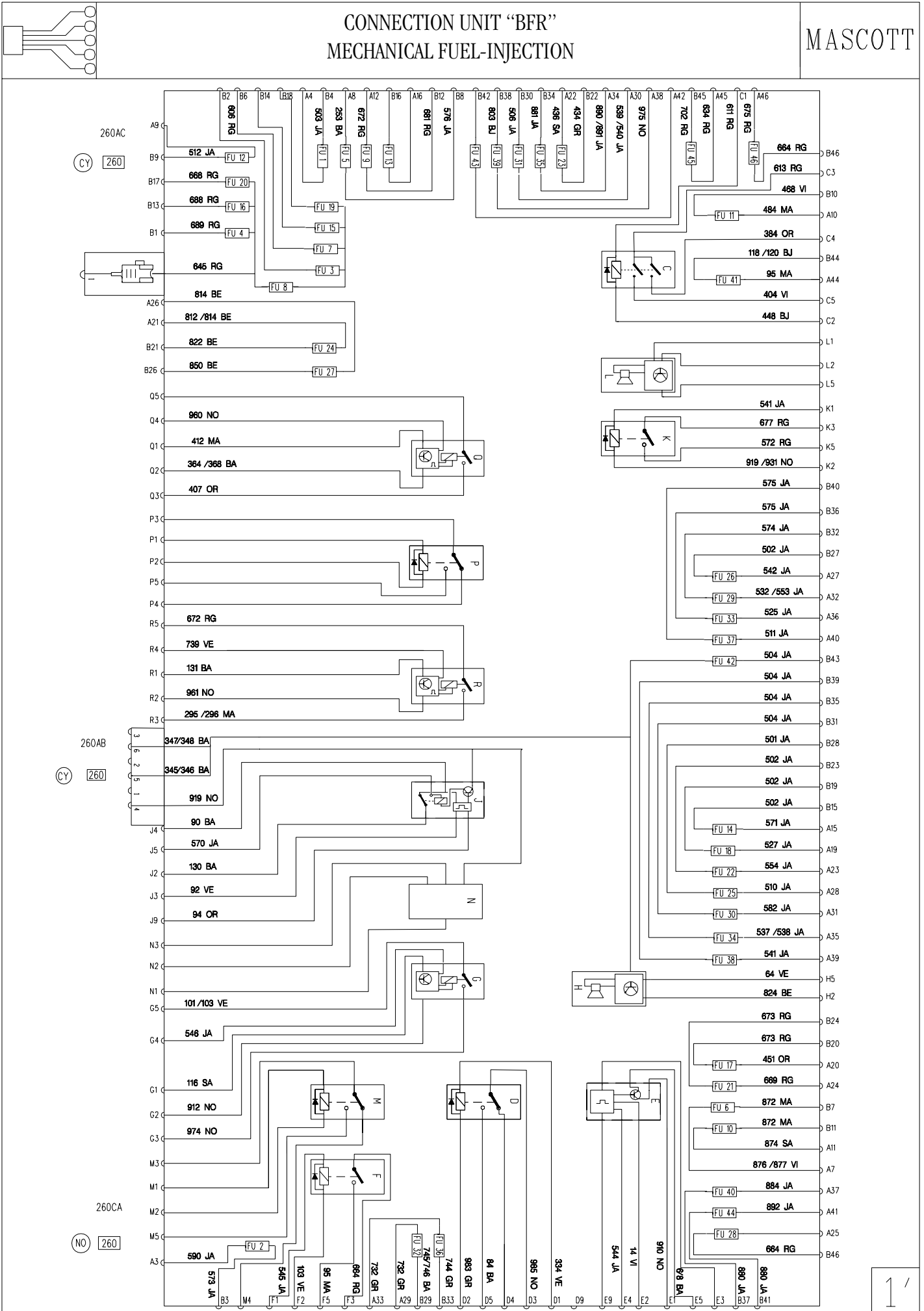
KEY TO EARTHS

Item	Assignment
M6	Driver's side electrical earth
M16	Airbag electrical earth

MECHANICAL FUEL-INJECTION PLATES

CONNECTION UNIT "BFR"
MECHANICAL FUEL-INJECTION

MASCOTT

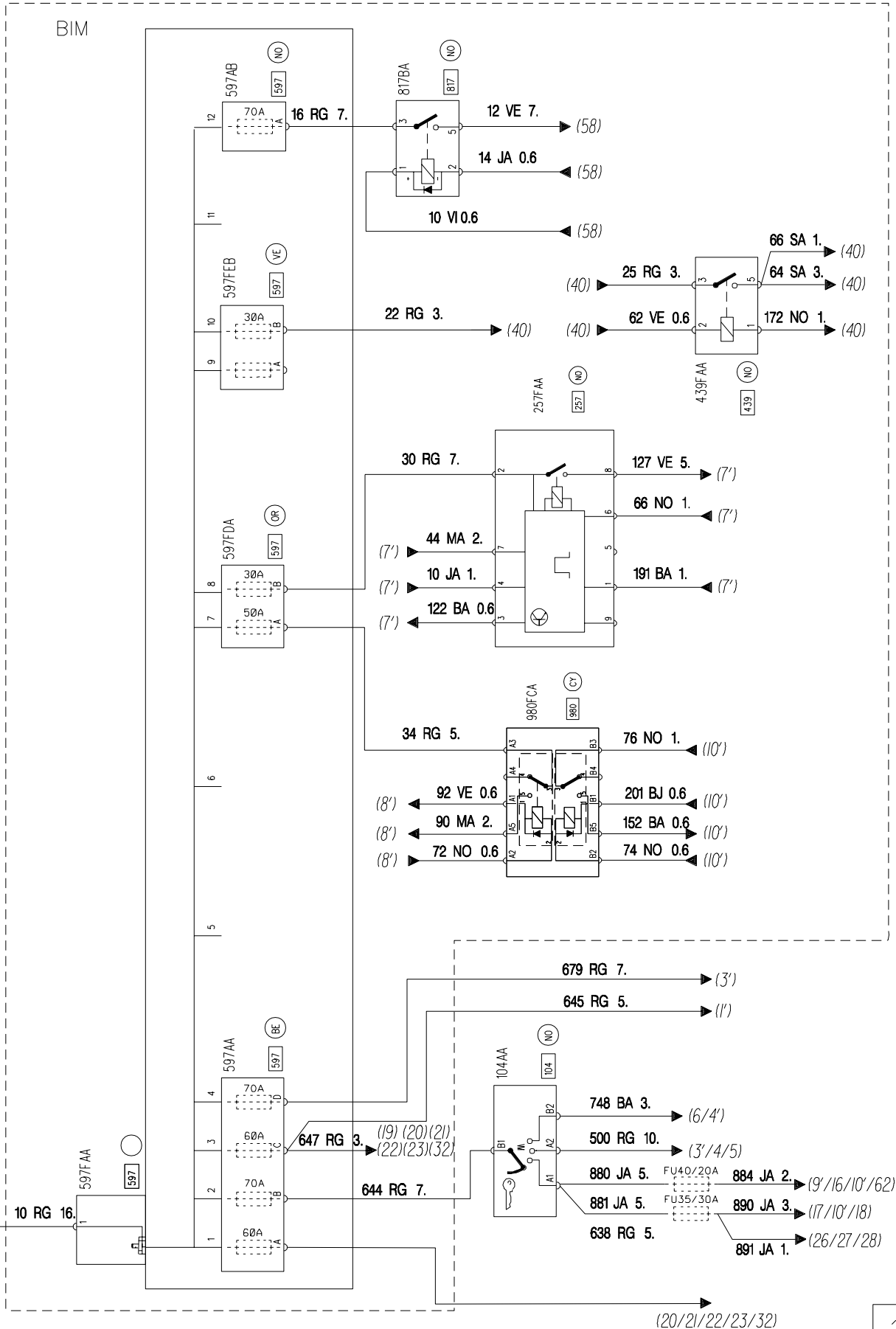
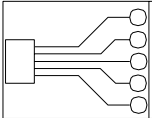


KEY TO APPLIANCES

Item	Assignment
260 AB	Connection unit "BFR"
260 AC	Connection unit "BFR"
260 CA	Connection unit "BFR"

CONNECTION UNIT "BIM"
MECHANICAL FUEL-INJECTION

MASCOTT



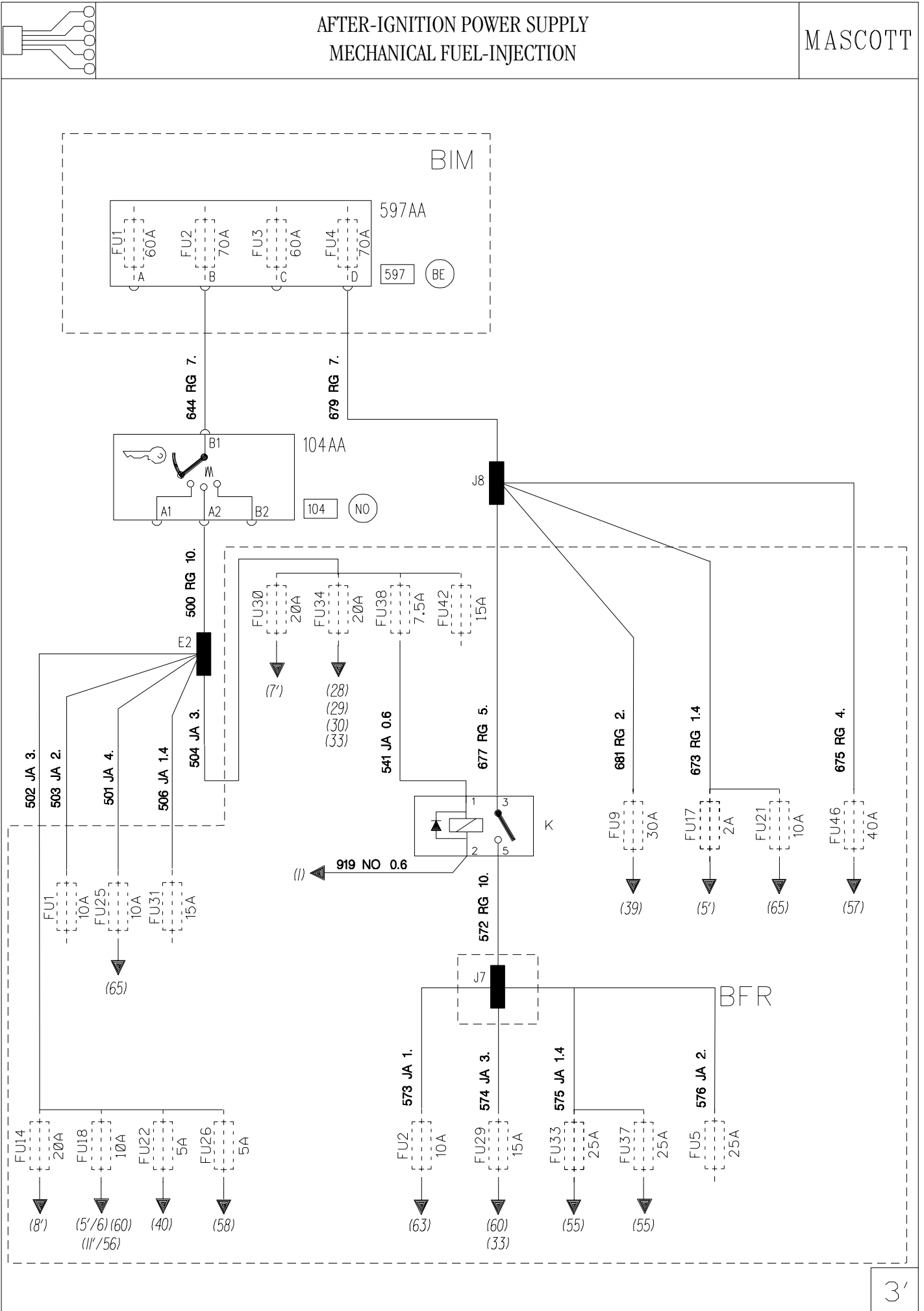
2'

KEY TO APPLIANCES

Item	Assignment
104 AA	Steering lock and starting control
107 FAB	Battery set
257 FAA	"FLAMMSTART" preheating box
439 FAA	"ABS" ECU relay
597 AA	Cab power fuse "BIM"
597 FAA	Power supply "+" "BIM"
597 FDA	Fuel filter preheater / preheat box fuse "BIM"
597 FEB	ABS" ECU fuse "BIM"
597 AB	Windscreen defrosting fuse "BIM"
817 BA	Windscreen defrosting resistance relay
980 FCA	Fuel filter preheater and declutching fan relay

AFTER-IGNITION POWER SUPPLY
MECHANICAL FUEL-INJECTION

MASCOTT

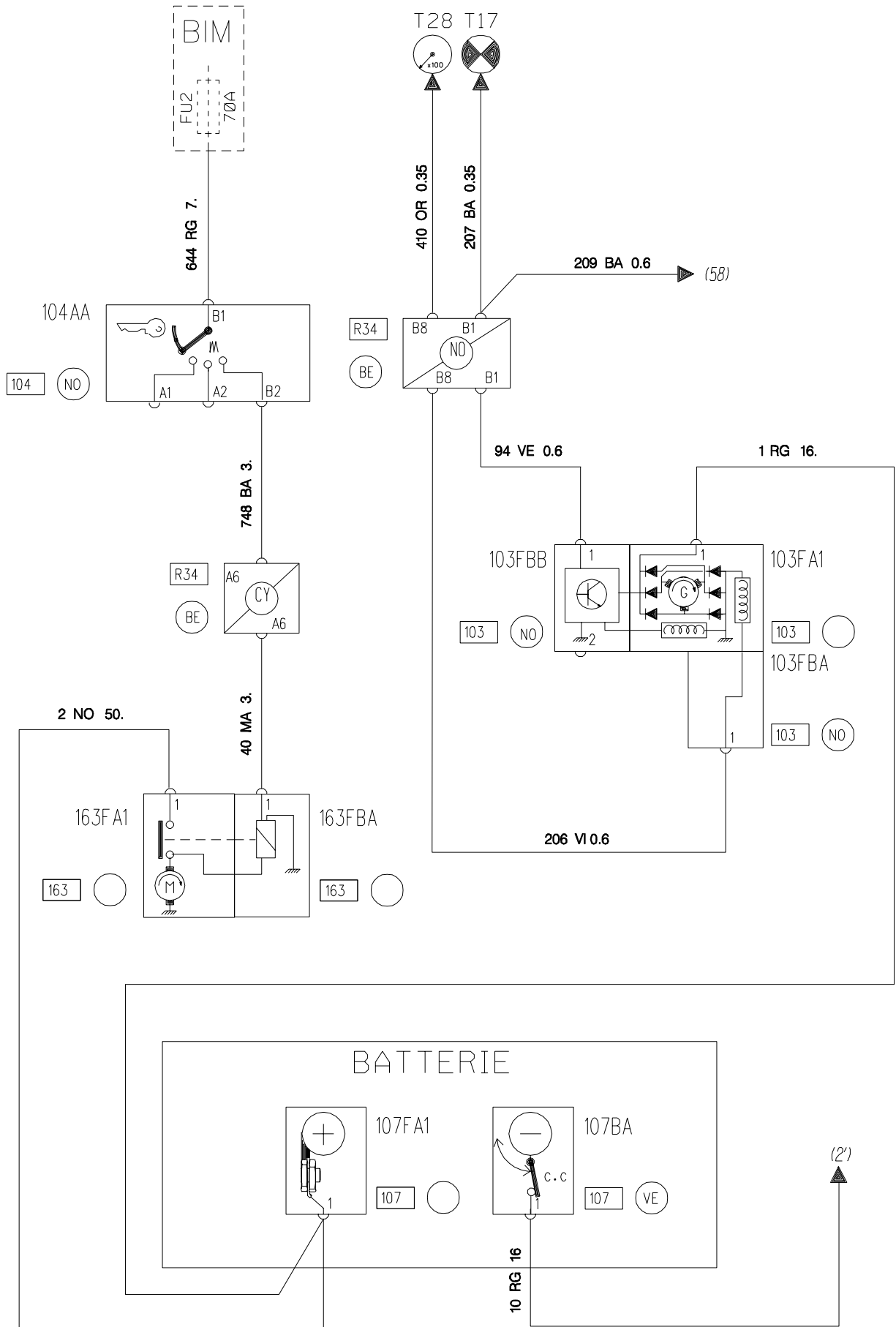


KEY TO APPLIANCES

Item	Assignment
104 AA	Steering lock and starting control
597 AA	Cab power fuse "BIM"
BFR K	After-ignition power supply relay

POWER SUPPLY AND STARTING
MECHANICAL FUEL-INJECTION

MASCOTT



KEY TO APPLIANCES

Item	Assignment
103 FBB	Alternator "L"
103 FA1	Alternator "+"
103 FBA	Alternator "W"
104 AA	Steering lock and starting control
107 FA1	Battery set
107 BA	Battery set
163 FBA	Starter "solenoid"
163 FA1	Starter "+"
597 FAA	Power supply "+ "BIM"

KEY TO CONNECTORS

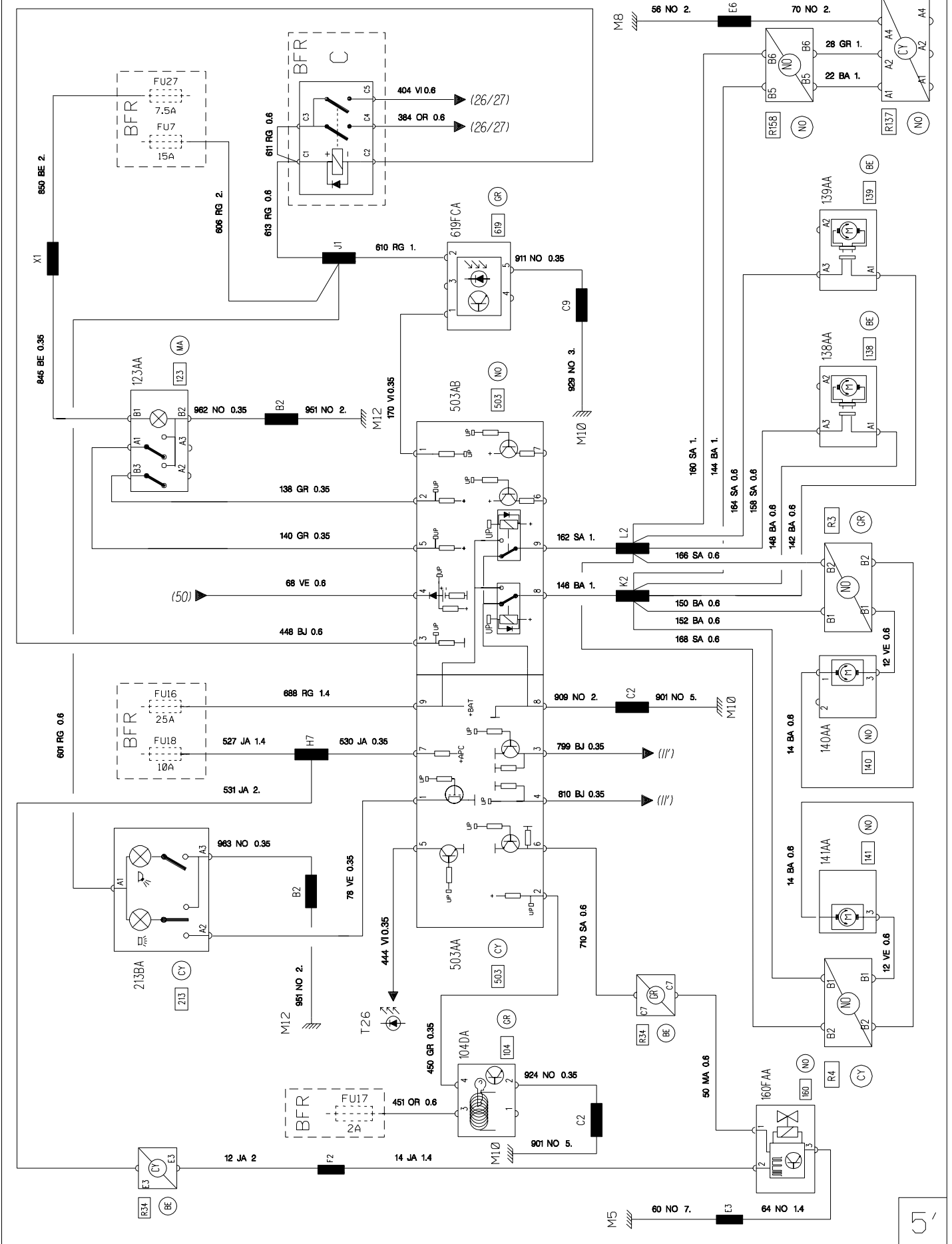
Item	Assignment
R34	Dashboard wiring harness -> engine wiring harness

KEY TO WARNING LAMPS

Item	Assignment
T17	Battery charge warning lamp
T28	Engine rev counter

ENGINE IMMOBILIZER AND RADIO-FREQUENCY CENTRAL LOCKING (DOORS)
MECHANICAL FUEL-INJECTION

MASCOTT



KEY TO APPLIANCES

Item	Assignment
104 DA	Transponder antenna
123 AA	Doors central locking control
138 AA	RH side door electric striker
139 AA	LH side door electric striker
140 AA	Driver's door electric striker
141 AA	Passenger's door electric striker
160 FAA	Engine immobilizer coded stop solenoid valve
213 BA	Map reader
503 AA	Radio-frequency central locking box (doors)
503 AB	Radio-frequency central locking box (doors)
619 FCA	Radio frequency receiver
BFR C	"Radio-frequency remote control" hazard lights relay

KEY TO CONNECTORS

Item	Assignment
R137	Van RH rear door hook-up connector
R158	Roof RH rear wiring harness -> dashboard wiring harness
R3	Dashboard wiring harness -> driver's door wiring harness
R34	Dashboard wiring harness -> engine wiring harness
R4	Dashboard wiring harness -> passenger's door wiring harness

KEY TO WARNING LAMPS

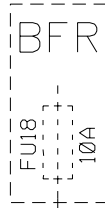
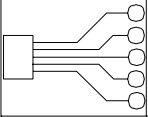
Item	Assignment
T26	Engine immobilizer system warning lamp

KEY TO EARTHS

Item	Assignment
M10	Driver's side electrical earth
M12	Pedal gear electrical earth
M5	Engine electrical earth
M8	Roof rear end to chassis frame earth

“KSB” ELECTRICAL ANTI-STALL DEVICE
MECHANICAL FUEL-INJECTION

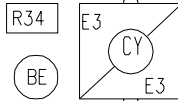
MASCOTT



527 JA 1.4

H7

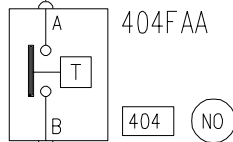
531 JA 2.



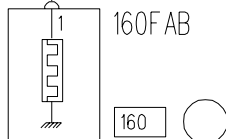
12 JA 2.

E2

16 JA 1.



124 GR 1.



KEY TO APPLIANCES

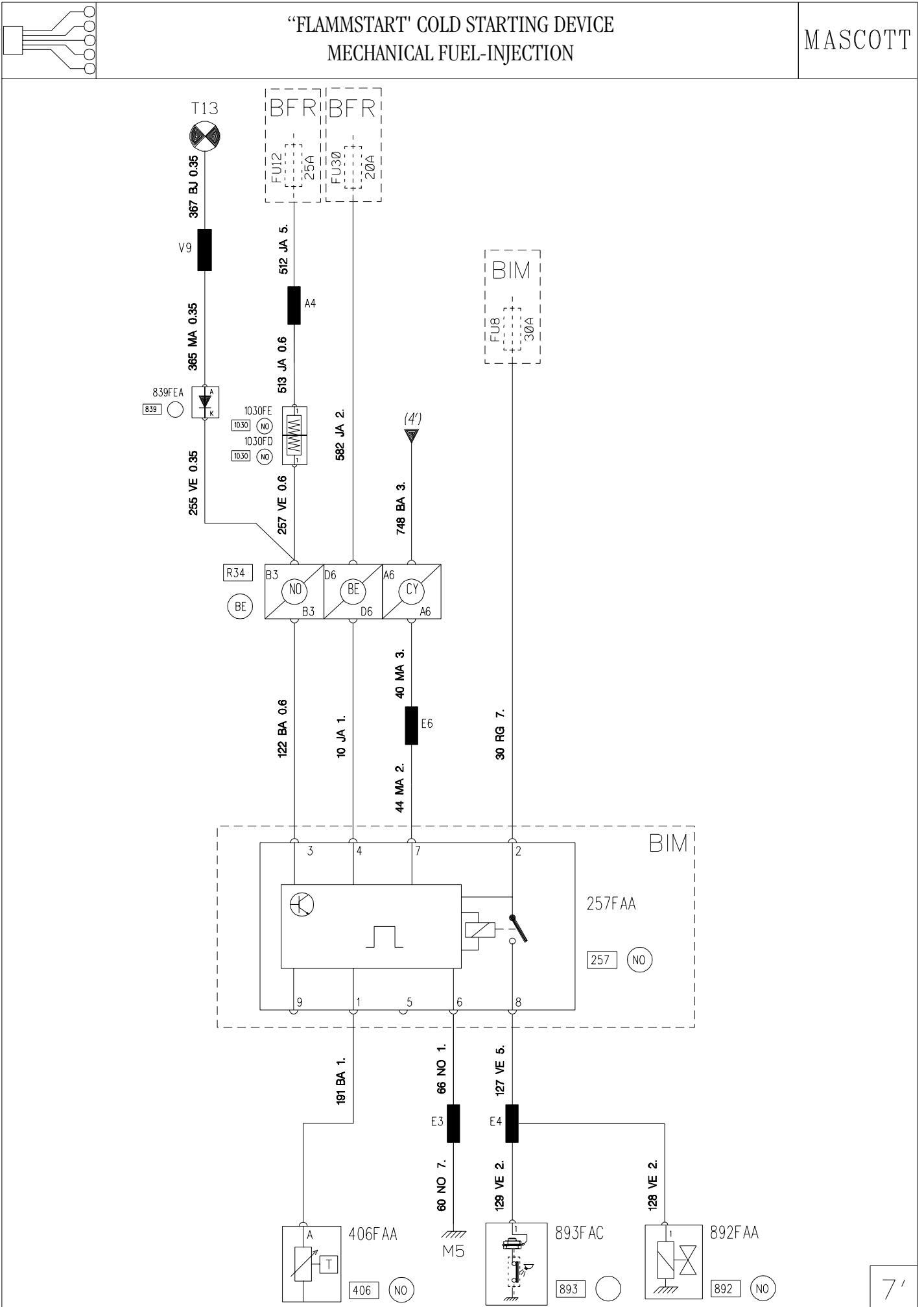
Item	Assignment
160 FAB	"KSB" injection timing anti-stall device
404 FAA	"KSB" temperature sensor

KEY TO CONNECTORS

Item	Assignment
R34	Dashboard wiring harness -> engine wiring harness

“FLAMMSTART” COLD STARTING DEVICE
MECHANICAL FUEL-INJECTION

MASCOTT



KEY TO APPLIANCES

Item	Assignment
257 FAA	"FLAMMSTART" preheating box
406 FAA	Engine cooling circuit temperature sensor
839 FEA	Preheating warning lamp non-return diode
892 FAA	"FLAMMSTART" solenoid valve
893 FAC	"FLAMMSTART" preheat plugs
1030 FA	Resistor
1030 FD	Resistor

KEY TO CONNECTORS

Item	Assignment
R34	Dashboard wiring harness -> engine wiring harness

KEY TO WARNING LAMPS

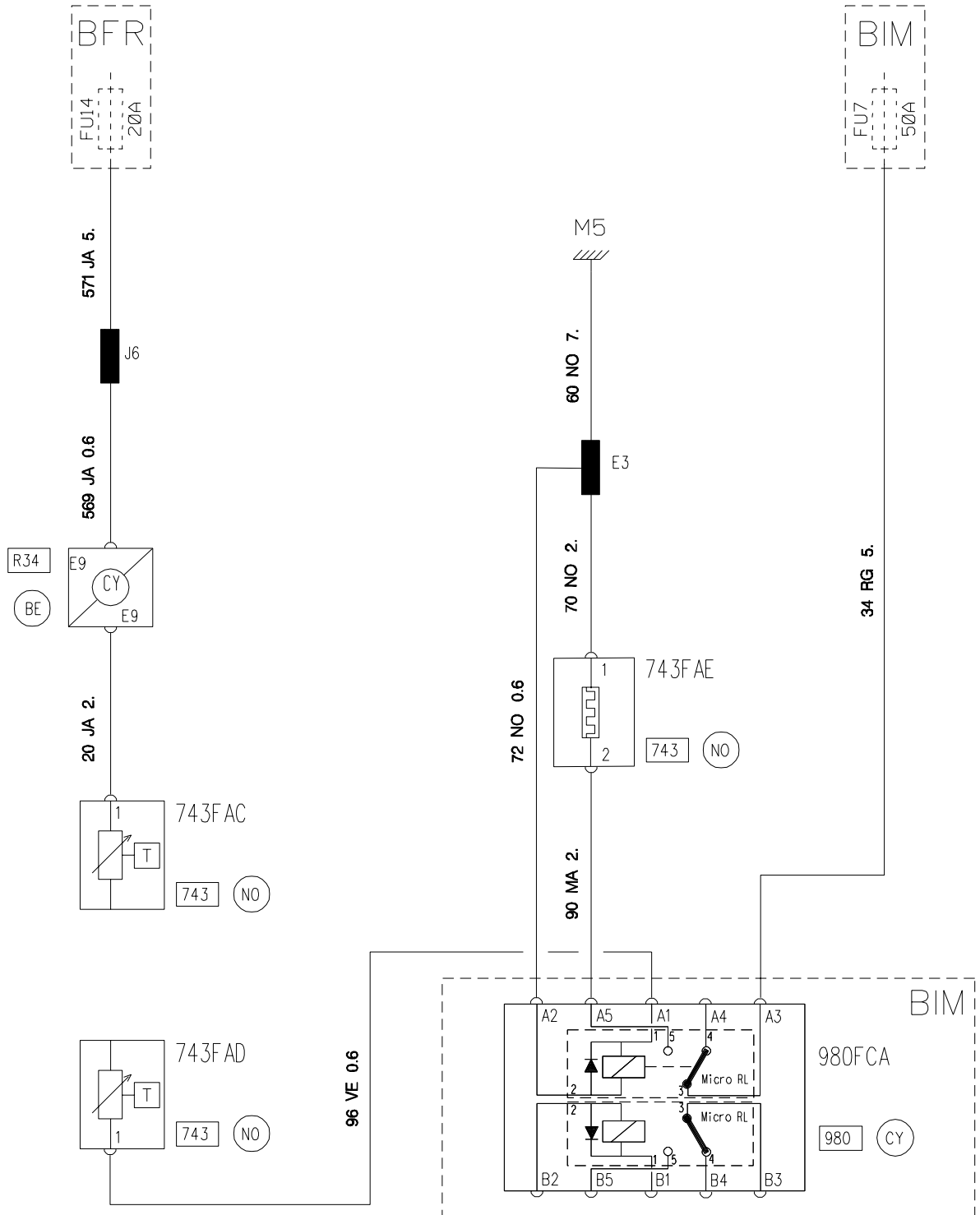
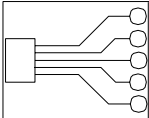
Item	Assignment
T13	Vehicle electronic defect / preheating "Information" tell-tale lamp

KEY TO EARTHS

Item	Assignment
M5	Engine electrical earth

FUEL FILTER PREHEATER
MECHANICAL FUEL-INJECTION

MASCOTT



KEY TO APPLIANCES

Item	Assignment
743 FAC	Fuel filter temperature sensor
743 FAD	Fuel filter temperature sensor
743 FAE	Fuel filter preheater
980 FCA	Fuel filter preheater and declutching fan relay

KEY TO CONNECTORS

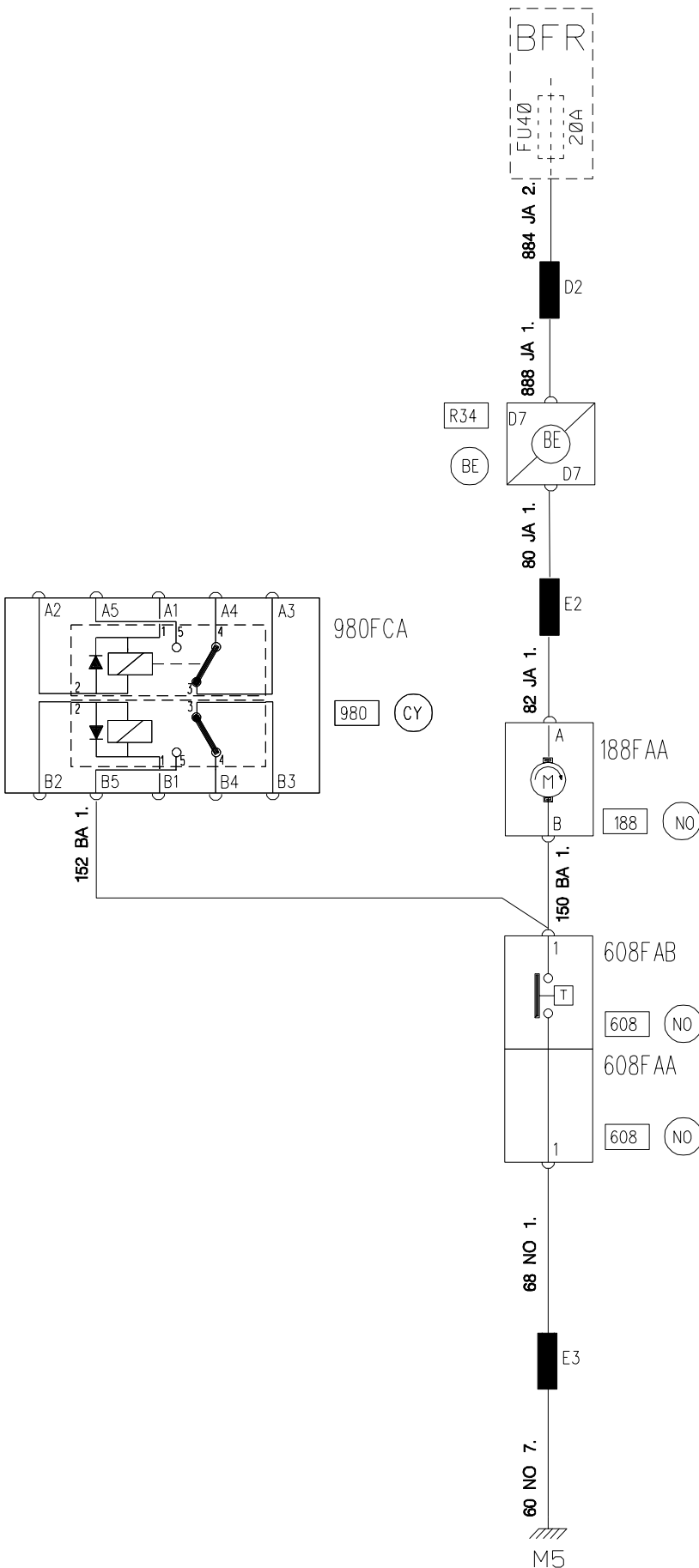
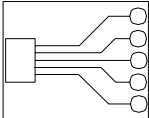
Item	Assignment
R34	Dashboard wiring harness -> engine wiring harness

KEY TO EARTHS

Item	Assignment
M5	Engine electrical earth

DECLUTCHING FAN
MECHANICAL FUEL-INJECTION
(WITH OPTIONS)

MASCOTT



KEY TO APPLIANCES

Item	Assignment
188 FAA	Declutching fan
608 FAB	Engine radiator cooling circuit temperature sensor
608 FAA	Engine radiator cooling circuit temperature sensor
980 FCA	Fuel filter preheater and declutching fan relay

KEY TO CONNECTORS

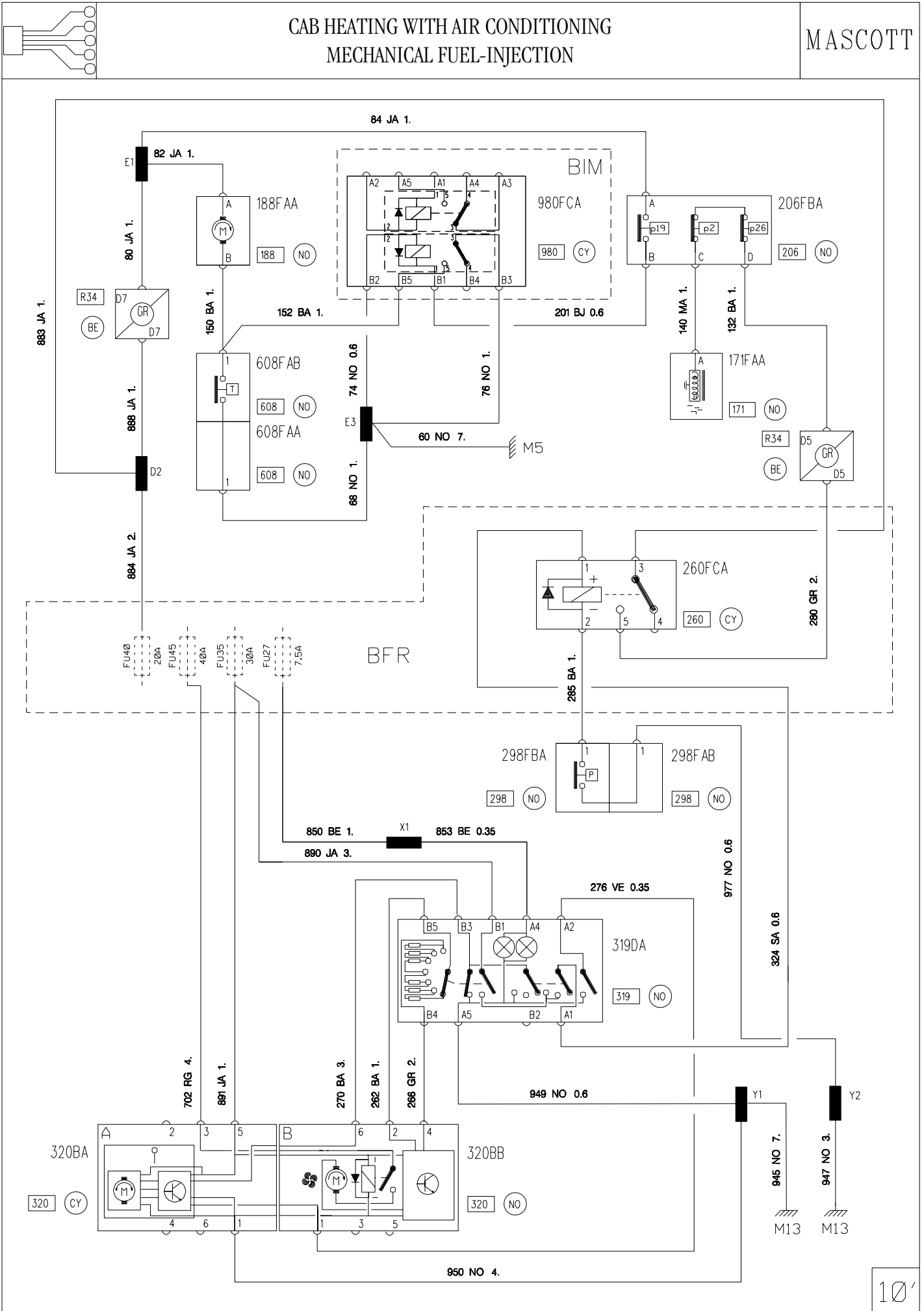
Item	Assignment
R34	Dashboard wiring harness -> engine wiring harness

KEY TO EARTHS

Item	Assignment
M5	Engine electrical earth

CAB HEATING WITH AIR CONDITIONING
MECHANICAL FUEL-INJECTION

MASCOTT



10'

KEY TO APPLIANCES

Item	Assignment
171 FAA	Air conditioning compressor
188 FAA	Declutching fan
206 FBA	3-level air conditioning pressure controller
260 FCA	Air conditioning compressor relay
298 FBA	Evaporator temperature thermal switch
298 FAB	Evaporator temperature thermal switch
319 DA	Ventilation and air conditioning with heating control
320 BA	Condenser fan
320 BB	Condenser fan
608 FAB	Engine radiator cooling circuit temperature sensor
608 FAA	Engine radiator cooling circuit temperature sensor
980 FCA	Fuel filter preheater and declutching fan relay

KEY TO CONNECTORS

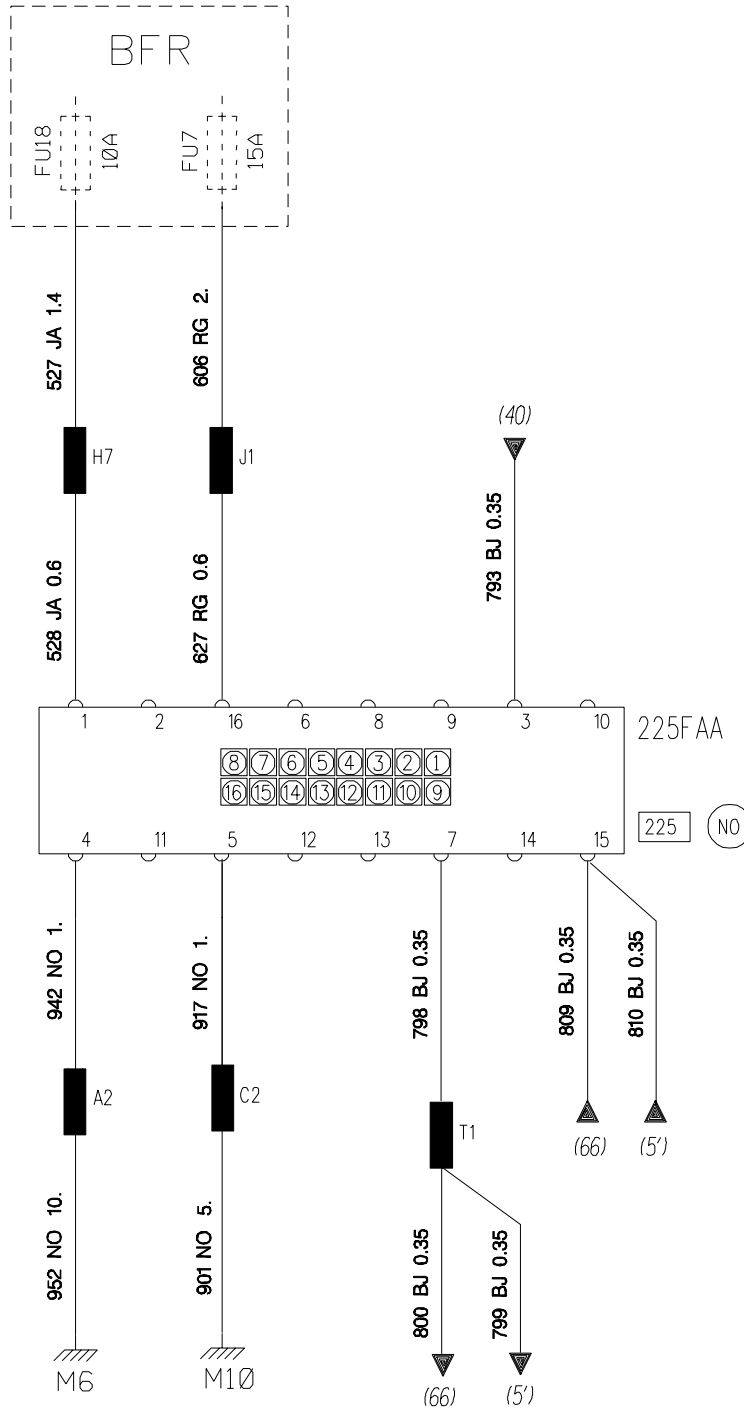
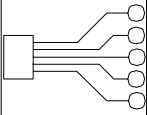
Item	Assignment
R34	Dashboard wiring harness -> engine wiring harness

KEY TO EARTHS

Item	Assignment
M5	Engine electrical earth
M13	Passenger's door electrical earth

DIAGNOSTICS SOCKET
MECHANICAL FUEL-INJECTION

MASCOTT



KEY TO APPLIANCES

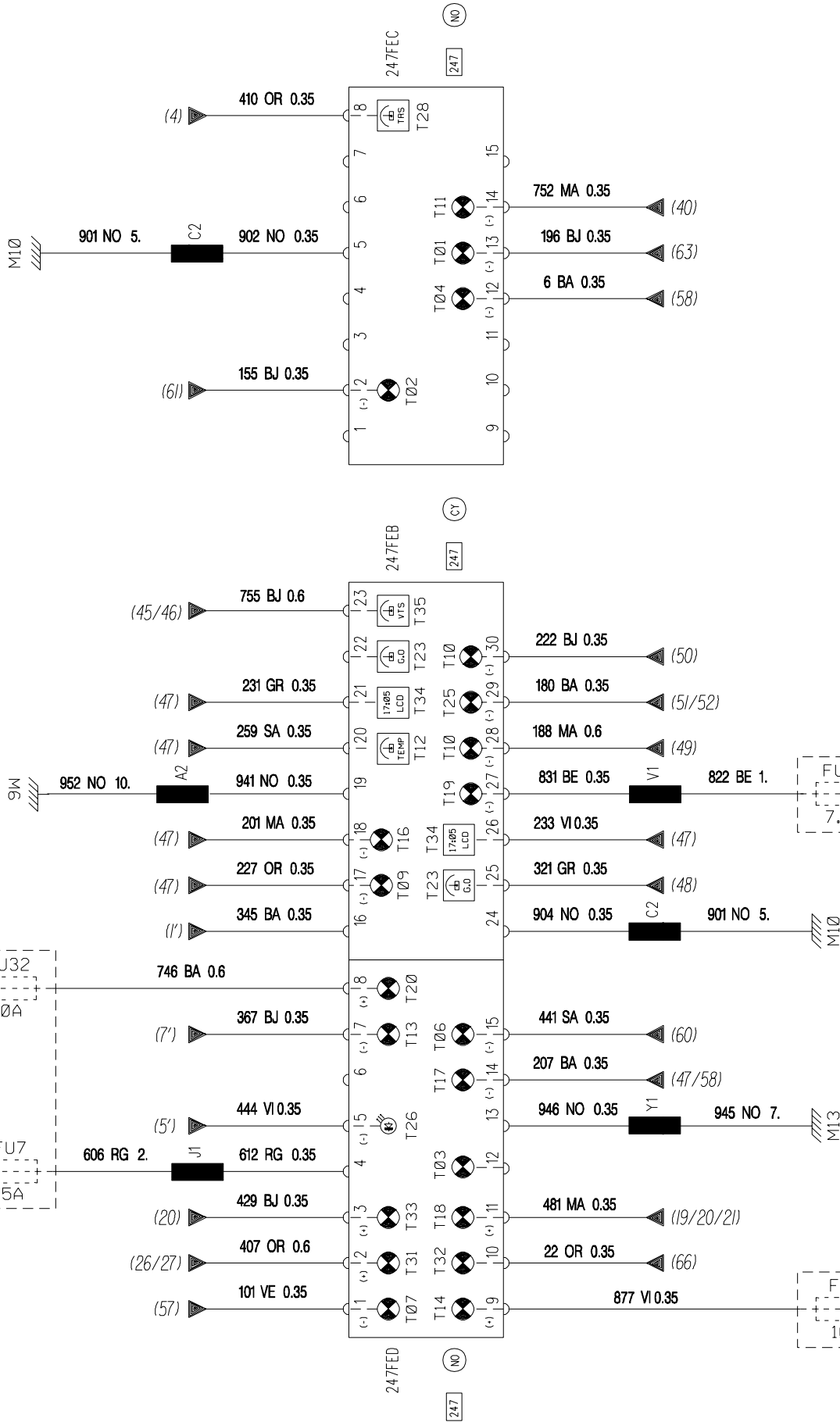
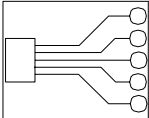
Item	Assignment
225 FAA	Diagnostics socket "0BD2"

KEY TO EARTHS

Item	Assignment
M6	Driver's side electrical earth

INSTRUMENT PANEL
MECHANICAL FUEL-INJECTION

MASCOTT



KEY TO APPLIANCES

Item	Assignment
247 FEA	Instrument panel without tachograph
247 FEB	Instrument panel without tachograph
247 FEC	Instrument panel without tachograph

KEY TO WARNING LAMPS

Item	Assignment
T01	PTO "Information" tell-tale lamp
T02	Inter-wheel diff. lock "Information" tell-tale lamp
T04	Windscreen defrosting warning lamp
T06	Heated seats warning lamp
T07	Rearview mirrors and rear window defrosting warning lamp
T09	Engine cooling circuit temperature "Alert" warning lamp
T10	Parking brake / brake fluid level "Alert" warning lamp
T11	ABS "Alert" warning lamp
T12	Engine cooling circuit temperature gauge
T13	Vehicle electronic defect / preheating "Information" tell-tale lamp
T14	Headlights main beam warning lamp
T16	Engine oil pressure "Alert" warning lamp
T17	Battery charge warning lamp
T18	Fog light(s) warning lamp
T19	Dashboard lighting
T20	Headlights dipped beam warning lamp
T23	Fuel level gauge
T25	Brake pads wear warning light
T26	Engine immobilizer system warning lamp
T31	Vehicle direction indicator lights repeater lamp
T32	Airbag warning lamp
T33	Trailer direction indicator lights repeater lamp
T34	Multi-function display
T35	Speedometer

KEY TO EARTHS

Item	Assignment
M10	Driver's side electrical earth

LOCATION OF APPLIANCES

LOCATION OF APPLIANCES

Equivalence table

Items	Plate
101 BA	10
103 FA1	13
103 FBA	13
103 FBB	13
104 AA	10
104 DA	10
105 AA	11
107 BA	11
107 FA1	11
107 FAB	11
118 FAA	11
118 FAB	11
120 FAA	11
120 FBA	11
123 AA	1
128 AA	10
132 AA	10
133 BA	9
134 AA	10
138 AA	18
139 AA	18
140 AA	3
141 AA	4
145 BA	9
147 FAA	13
150 FBA	11
151 FBA	11
152 FBA	11
153 FBA	11
154 AA	2
155 FBA	11
156 AA	9
160 AA	7
160 FAA	13

Items	Plate
160 FAB	12
160 FAC	13
160 FFA	7
163 FA1	13
163 FBA	13
169 FAA	13
169 FBA	13
169 FWA	13
171 FAA	11
172 BA	2
172 FFA	11
172 FFA	12
173 BA	2
173 FFB	11
173 FFB	12
178 AA	18
179 AA	18
180 AA	3
181 AA	4
184 AA	1
184 FA1	18
184 FA2	18
184 FA3	18
184 FB1	1
184 FFB	1
185 AA	1
185 FA1	18
185 FA2	18
185 FA3	18
185 FFB	1
188 FAA	12
188 FAB	12
188 FBA	12
191 AA	8

Items	Plate
192 AA	8
193 FAA	14
194 FAA	14
195 FAA	14
196 FAA	14
199 BA	15
203 AA	4
204 AA	3
205 FAA	14
206 FAA	19
206 FBA	19
209 AA	9
212 BA	9
213 BA	1
216 FAA	11
217 FAA	11
218 FEA	12
218 FFA	12
219 AA	12
221 BA	12
225 FAA	7
226 AA	1
227 AA	1
239 AA	1
240 AA	1
243 FAA	15
244 FAA	15
247 FFA	8
247 FFB	8
247 FFC	8
247 FEA	8
247 FEB	8
247 FEC	8
247 FED	8

Items	Plate
251 FAA	14
251 FBB	15
255 AA	1
256 AA	1
257 FAA	BIM
258 FAA	16
258 FAB	16
258 FAC	16
259 FAA	16
260 AB	8
260 AC	8
260 CA	8
260 FCA	8
260 FCB	8
260 FCG	8
261 AA	8
261 BC	8
261 FAB	8
267 FAA	9
268 FAA	9
273 FAA	16
273 FAF	14
298 FAB	7
319 CA	8
319 DA	8
320 AA	7
320 AB	7
320 BA	7
320 BB	7
338 FAA	14
346 FAA	14
346 FBA	14
350 FAA	11
351 FAA	11

LOCATION OF APPLIANCES

Equivalence table

Items	Plate
398 FAA	15
404 FAA	15
406 FAA	13
414 FAA	16
414 FBA	16
439 FAA	<i>BIM</i>
451 FAA	12
463 FA1	12
463 FA2	12
483 FBA	10
483 FCA	10
495 AA	7
496 AA	7
503 AA	8
503 AB	8
506 FAD	9
506 FBE	13
506 FCA	13
506 FCB	5
506 FDA	13
506 FEA	13
506 FEB	13
506 FFA	13
506 FFB	13
506 FFC	13
506 FFD	13
506 FFE	13
506 FFF	13
506 FFG	13
506 FGA	5
506 FHA	13
506 FJA	10
508 CA	17
518 FAB	14

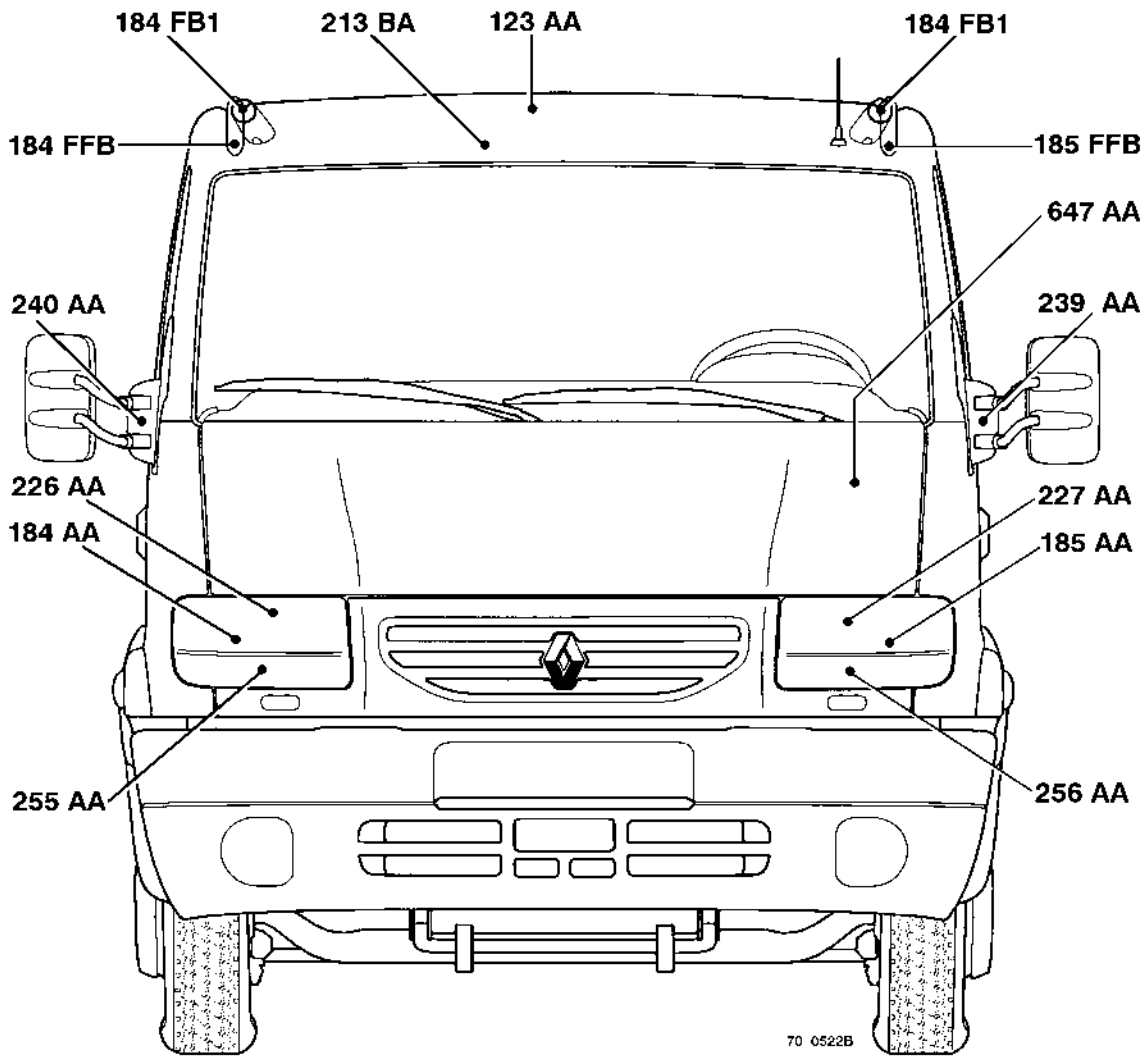
Items	Plate
518 FAA	14
520 CA	17
529 AA	7
529 AC	7
532 BA	9
537 BA	9
538 BA	9
562 AA	9
586 AA	10
597 AA	<i>BIM</i>
597 AB	<i>BIM</i>
597 FAA	<i>BIM</i>
597 FDA	<i>BIM</i>
597 FEB	<i>BIM</i>
597 FFA	<i>BIM</i>
608 FAA	13
608 FAB	13
613 BA	10
634 FAB	10
647 AA	1
653 BA	8
696 FAA	4
713 FAA	5
713 FBA	5
713 FDA	5
713 FWA	11
721 FAA	11
721 FAB	11
721 FAC	11
743 FAC	12
743 FAD	12
743 FAE	12
746 FAA	14
756 BA	6

Items	Plate
757 AA	6
758 BA	6
799 FAA	14
804 FBA	9
817 BA	<i>BIM</i>
817 FGA	5
839 BA	6
839 FEA	6
839 FEB	6
861 BA	6
867 FAA	2
868 FBA	2
884 FA1	6
884 FA2	6
884 FA3	6
884 FB4	5
892 FAA	16
892 FCA	16
893 FAB	14
893 FAC	15
903 FDA	10
903 FDB	10
903 FEA	10
903 FEB	10
903 FFA	10
980 FAB	<i>BIM</i>
980 FBB	<i>BIM</i>
980 FCA	<i>BIM</i>
980 FEA	<i>BIM</i>
1030 FA	6
1030 FB	6
1030 FC	6
1030 FD	6
1030 FE	6

Items	Plate
1030 FF	6
1062 AA	4
1249 BA	6
PI3 FCA	13
R3	5
R4	5
R11	5
R34	5
R36	5
R38	5
R39	2
R40	2
R107	5
R136	2
R158	17
R216	15
R233	5
R260	17

LOCATION OF APPLIANCES

Plate 1

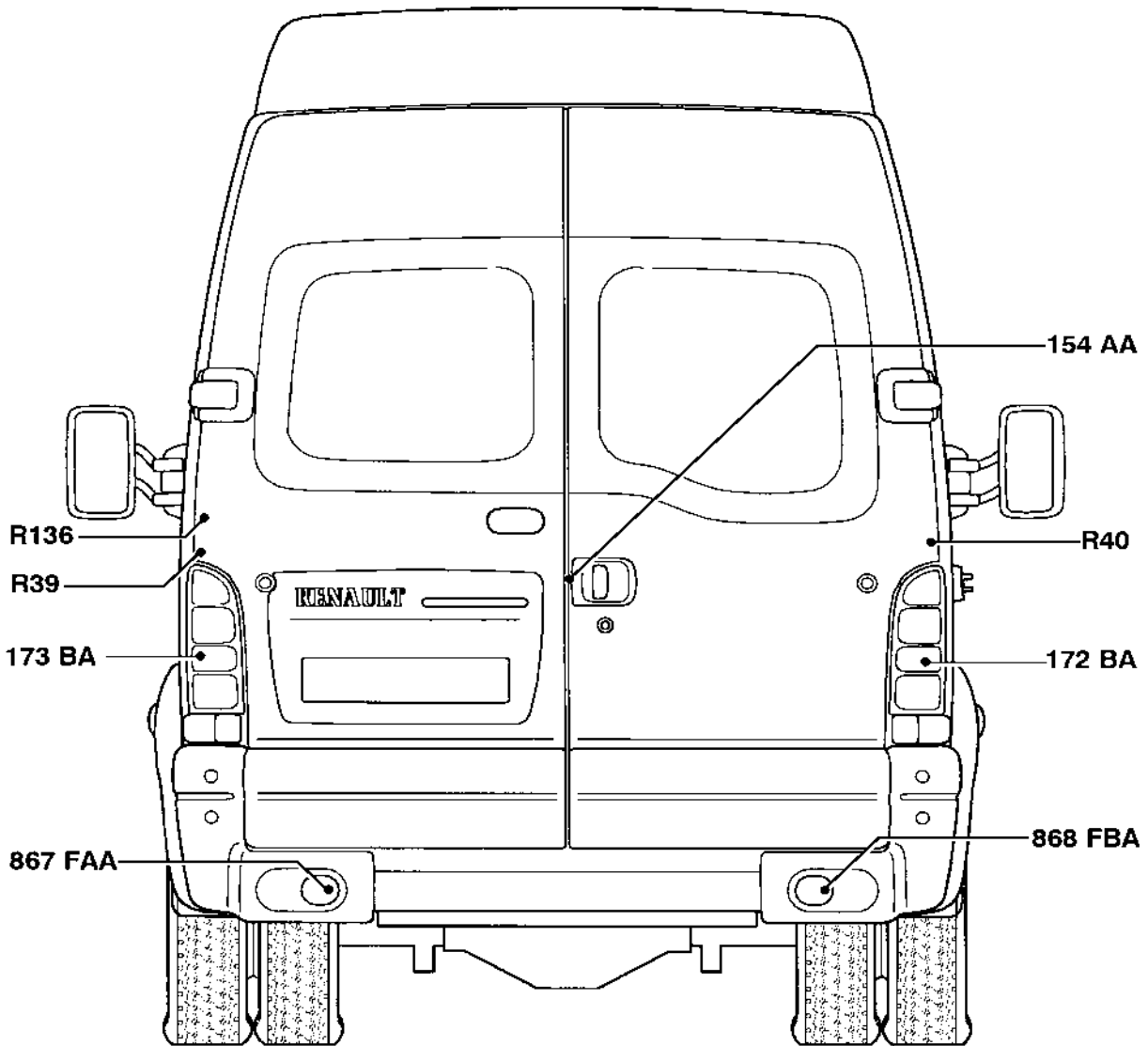


KEY TO APPLIANCES

Item	Assignment
123 AA	Doors central locking control
184 FB1	Roof lamps
184 AA	RH front parking lamp
184 FFB	Roof RH lamp hook-up connector
185 FFB	Roof LH lamp hook-up connector
185 AA	LH front parking lamp
213 BA	Map reader
226 AA	RH main and dipped beam headlamps
227 AA	LH main and dipped beam headlamps
239 AA	Driver's swivelling defrosting rearview mirror
240 AA	Passenger's swivelling defrosting rearview mirror
255 AA	RH front flashing lamp
256 AA	LH front flashing lamp
647 AA	Windscreen defrosting resistor

LOCATION OF APPLIANCES

Plate 2



70 0533A

KEY TO APPLIANCES

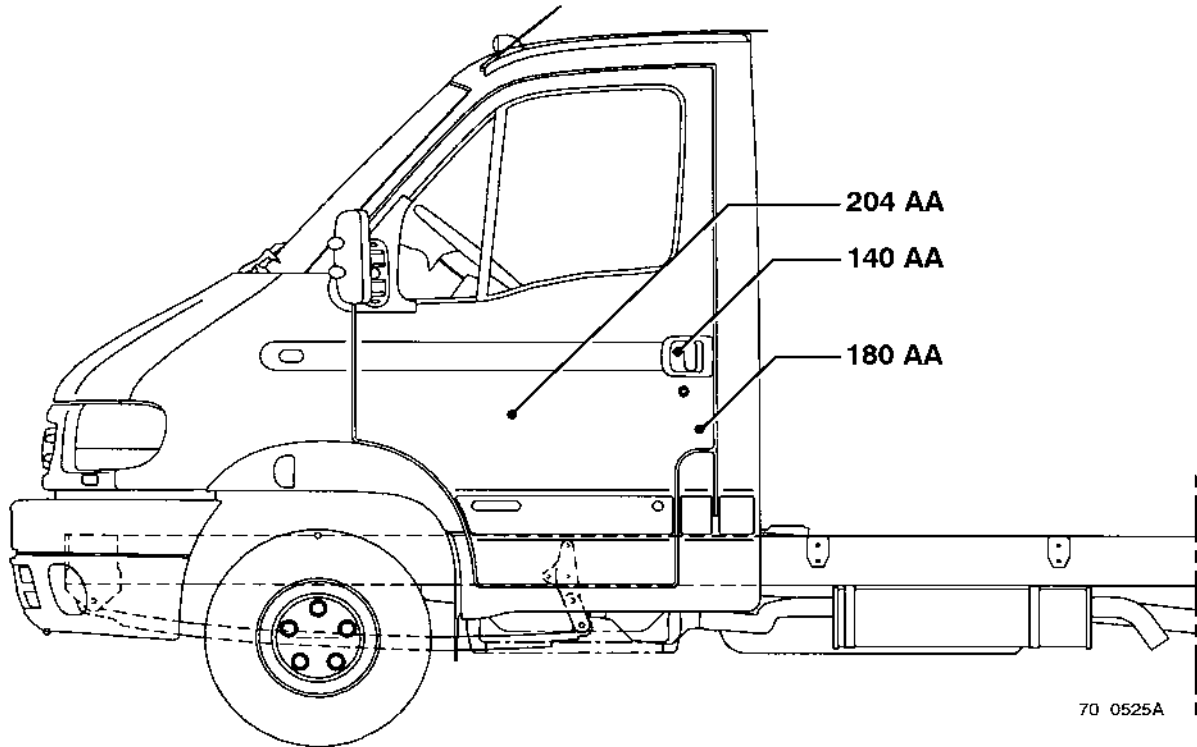
Item	Assignment
154 AA	Rear door switch
172 BA	Van RH rear signalling lamp (flashing, stop, parking, fog, reversing)
173 BA	Van LH rear signalling lamp (flashing, stop, parking, fog, reversing)
867 FAA	LH rear fog lamp
868 FBA	RH reversing lamp

KEY TO CONNECTORS

Item	Assignment
R39	Van LH signalling lamp wiring harness and trailer socket
R40	Van RH signalling lamp wiring harness and trailer socket
R136	Van LH rear door hook-up connector

LOCATION OF APPLIANCES

Plate 3

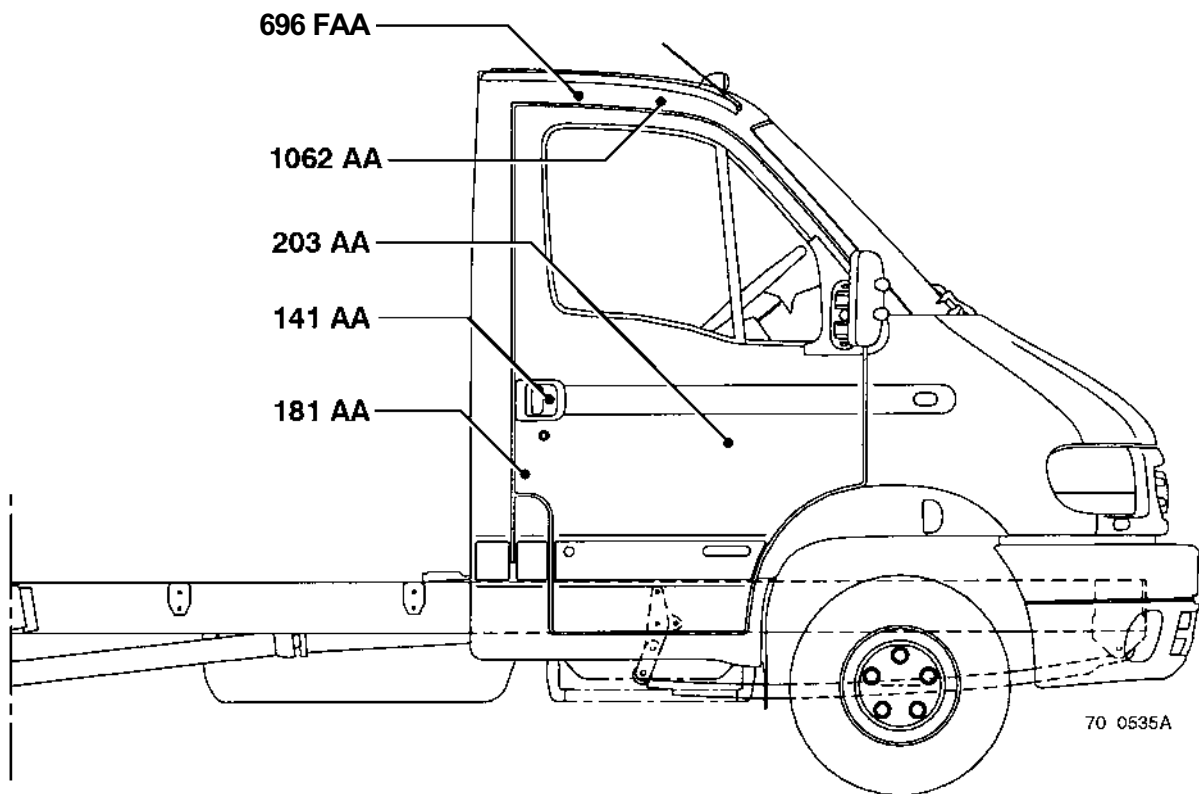


70 0525A

KEY TO APPLIANCES

Item	Assignment
140 AA	Driver's door electric striker
180 AA	Driver's door switch
204 AA	Driver's electric window raiser motor

LOCATION OF APPLIANCES

Plate 4

KEY TO APPLIANCES

Item	Assignment
141 AA	Passenger's door electric striker
181 AA	Passenger's door switch
203 AA	Passenger's electric window raiser motor
696 FAA	Interior lighting connecting strip
1062 AA	Interior lighting diode

LOCATION OF APPLIANCES

Plate 5

884 FB4
817 FGA

713 FAA
R11
R34
R36
R107
506 FCB
506 FGA

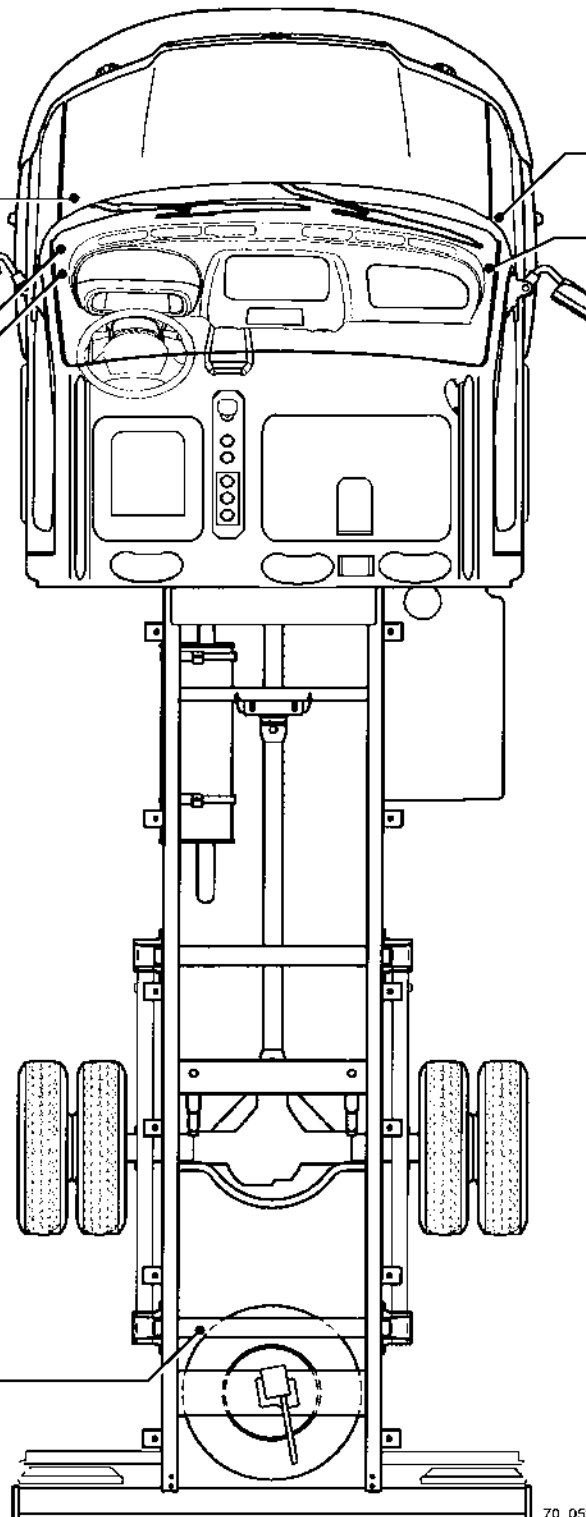
R38

R3

713 FCA
713 FDA

R4

R233



70 0523G

KEY TO APPLIANCES

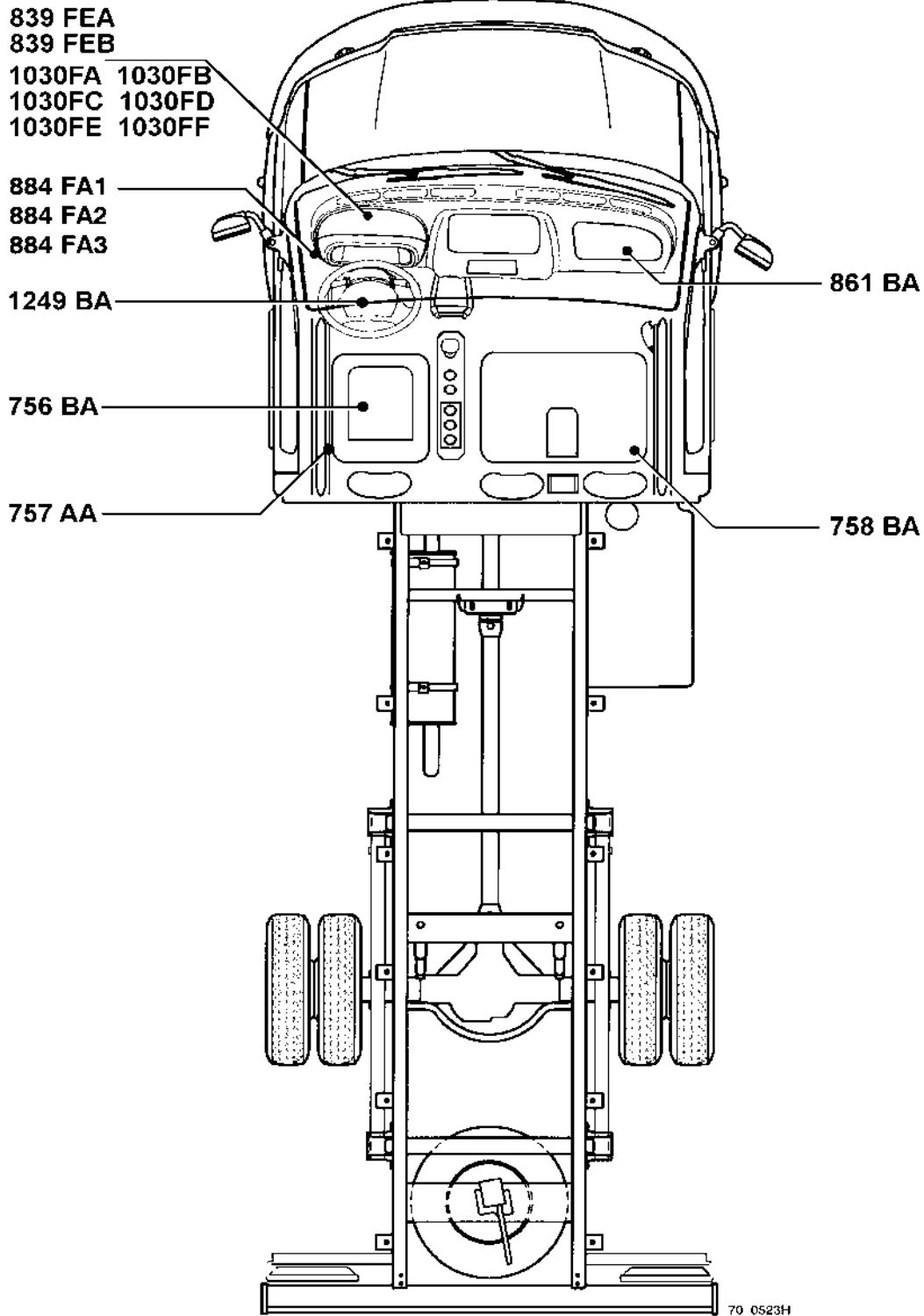
Item	Assignment
506 FCB	PTO hook-up connector
506 FGA	PTO hook-up connector
713 FCA	Cab box / engine box connection
713 FDA	Engine box / cab box connection
713 FBA	Cab box / "COMMON RAIL" box connection
713 FAA	"COMMON RAIL" box -> cab box connection
817 FGA	Heated windscreen hook-up connector
884 FB4	Available power supplies (chassis)

KEY TO CONNECTORS

Item	Assignment
R34	Dashboard wiring harness -> engine wiring harness
R107	Dashboard wiring harness -> front end wiring harness
R11	Dashboard wiring harness -> chassis wiring harness
R3	Dashboard wiring harness -> driver's door wiring harness
R36	Dashboard wiring harness -> "ABS" wiring harness
R4	Dashboard wiring harness -> passenger's door wiring harness

LOCATION OF APPLIANCES

Plate 6

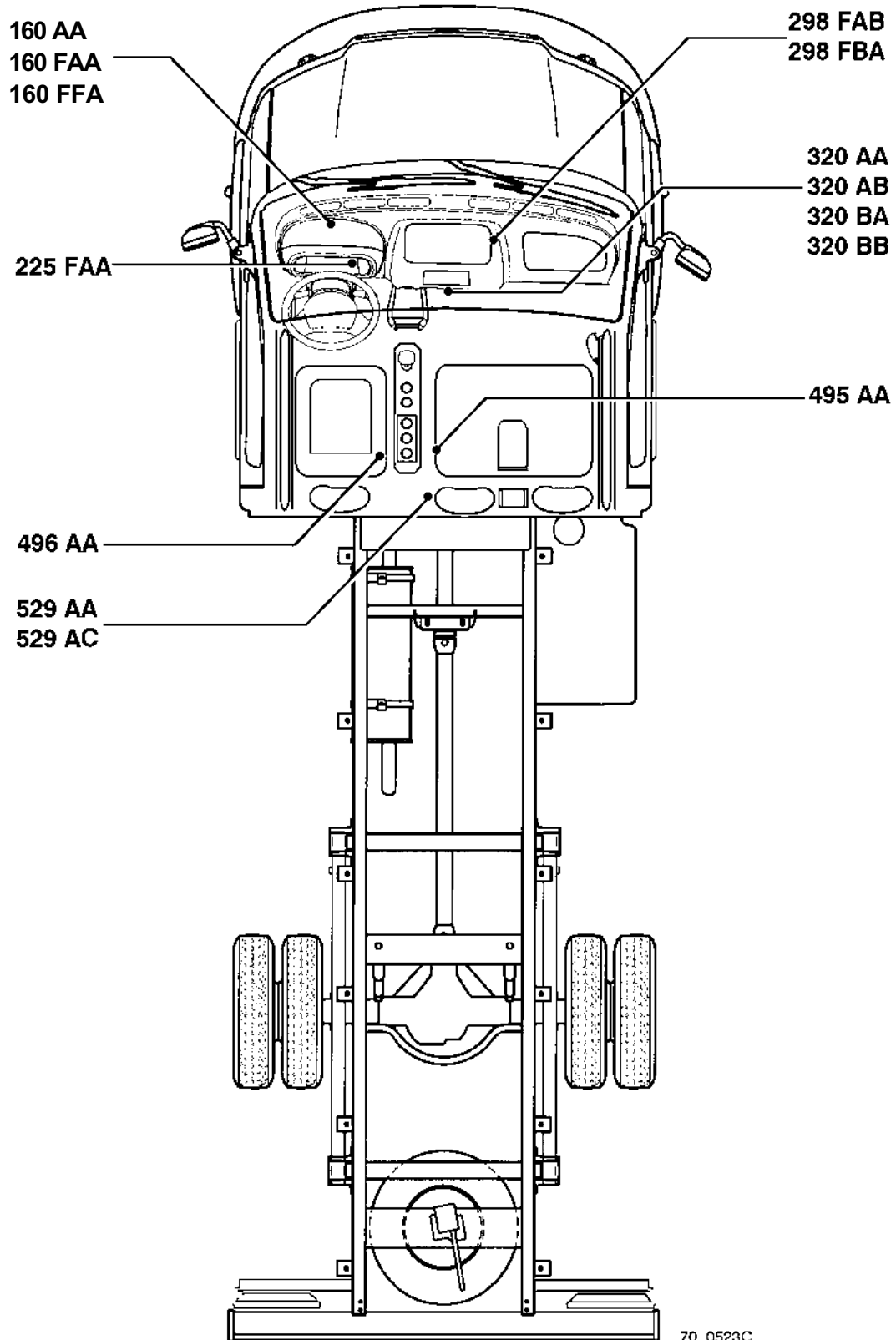


KEY TO APPLIANCES

Item	Assignment
756 BA	"Airbag" ECU
757 AA	Driver's pretensioner
758 BA	Passenger's pretensioner
839 FEA	Preheating warning lamp non-return diode
839 FEB	Preheating warning lamp non-return diode
861 BA	Passenger's airbag
884 FA1	Available power supply (chassis/cab link)
884 FA2	Available power supply (chassis/cab link)
884 FA3	Available power supply (chassis/cab link)
1030 FA	Resistor
1030 FC	Resistor
1030 FE	Resistor
1030 FB	Resistor
1030 FD	Resistor
1030 FF	Resistor
1249 BA	Driver's Airbag

LOCATION OF APPLIANCES

Plate 7

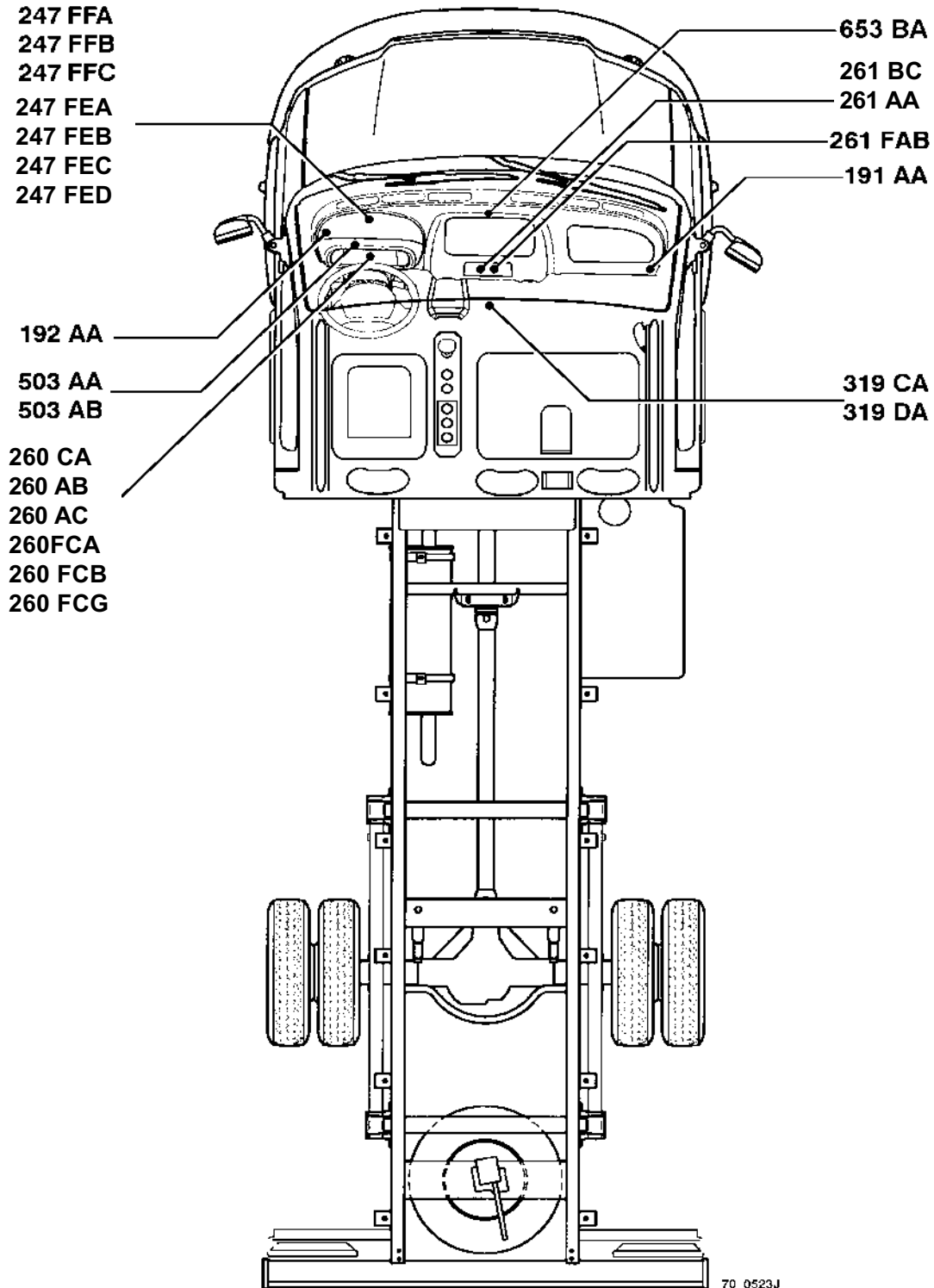


KEY TO APPLIANCES

Item	Assignment
160 AA	Stop lights switch
160 FAA	Engine immobilizer coded stop solenoid valve
160 FFA	Stop lights switch (pedal position information)
225 FAA	Diagnostics socket "OBD2"
298 FAB	Evaporator temperature thermal switch
298 FBA	Evaporator temperature thermal switch
320 AA	Fan
320 AB	Fan
320 BA	Condenser fan
320 BB	Condenser fan
495 AA	Passenger's heated seat
496 AA	Driver's heated seat
529 AA	Overhead lamp
529 AC	Overhead lamp

LOCATION OF APPLIANCES

Plate 8

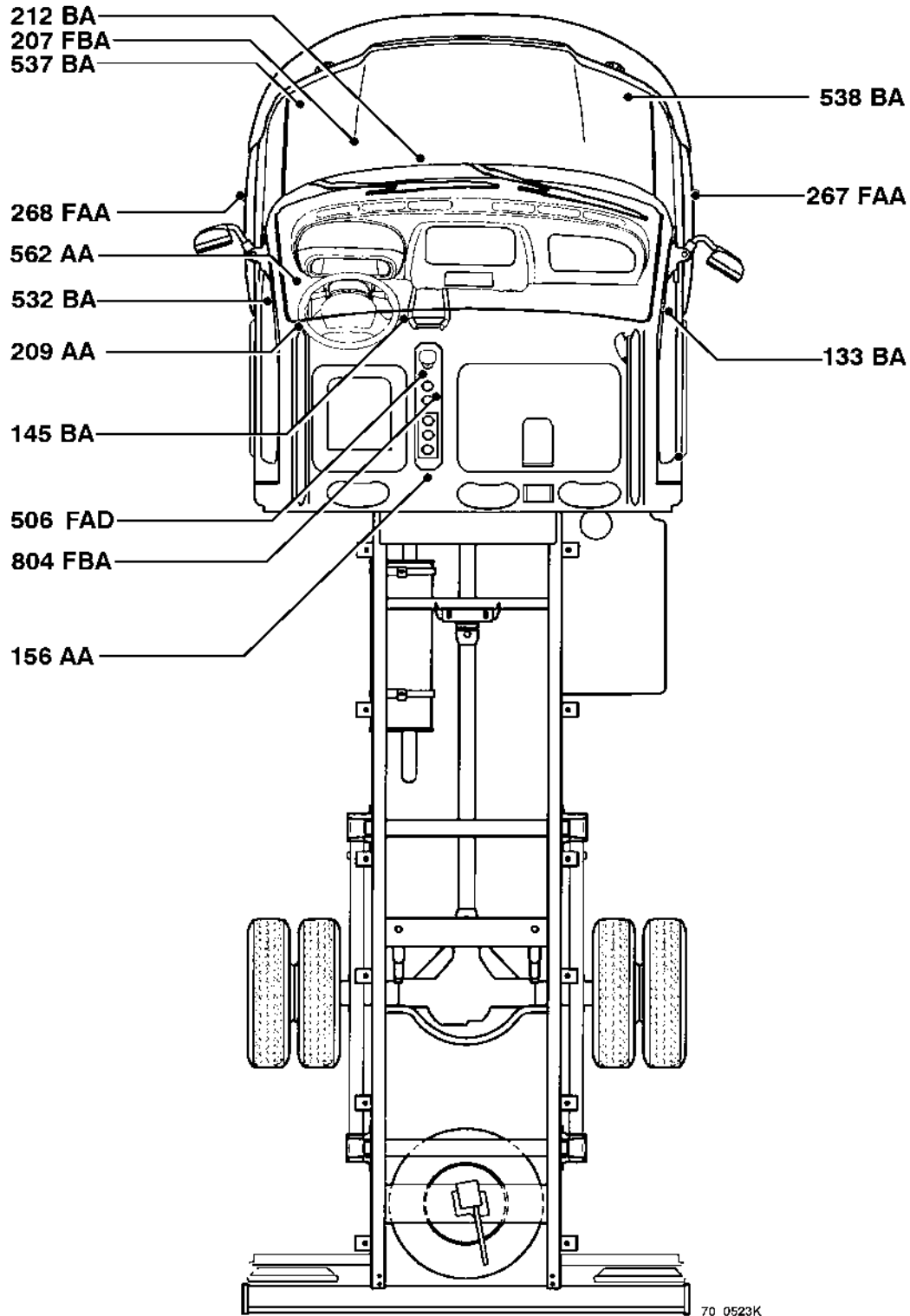


KEY TO APPLIANCES

Item	Assignment
191 AA	RH front loudspeaker
192 AA	LH front loudspeaker
247 FFA	Instrument panel with tachograph
247 FFB	Instrument panel with tachograph
247 FFC	Instrument panel with tachograph
247 FEA	Instrument panel without tachograph
247 FEB	Instrument panel without tachograph
247 FEC	Instrument panel without tachograph
247 FED	Instrument panel without tachograph
260 CA	Connection unit "BFR"
260 AB	Connection unit "BFR"
260 AC	Connection unit "BFR"
260 FCA	Air conditioning compressor relay
260 FCB	Fuel filter preheater relay
260 FCG	Servo-assisted clutch booster pump relay - common rail fuel-injection
261 BC	Radio (steering wheel fingertip control)
261 AA	Radio (power supply)
261 FAB	Radio (loudspeakers)
319 CA	Ventilation and air conditioning with heating control
319 DA	Ventilation and air conditioning with heating control
503 AA	Radio-frequency central locking box (doors)
503 AB	Radio-frequency central locking box (doors)
653 BA	Radio (display)

LOCATION OF APPLIANCES

Plate 9

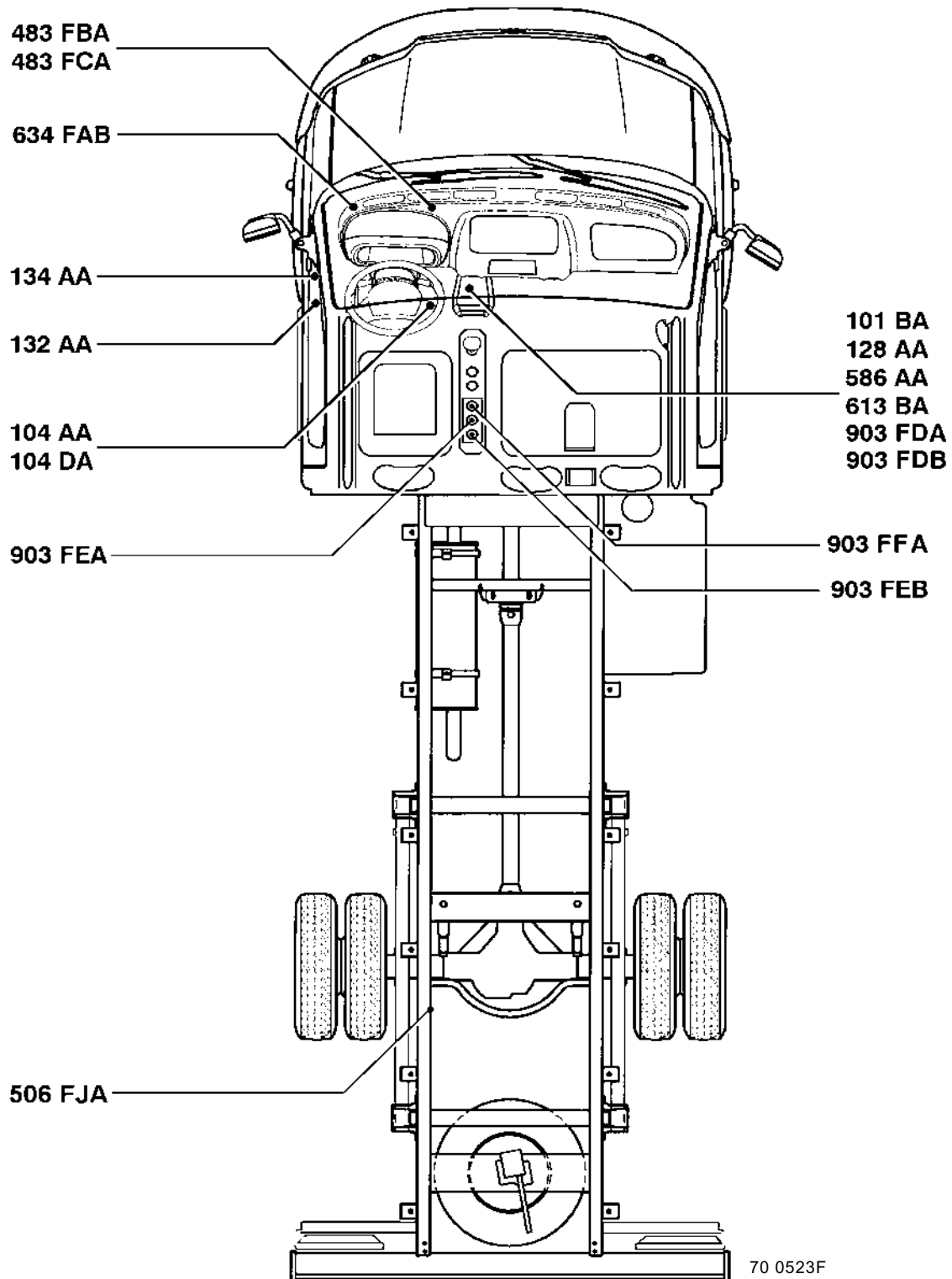


KEY TO APPLIANCES

Item	Assignment
133 BA	Passenger's window raiser control (passenger's side)
145 BA	Windscreen wipe/wash control
156 AA	Parking brake indicator switch
209 AA	Lighting rotary switch
212 BA	Front windscreen wiper motor
267 FAA	RH side flashing lamp
268 FAA	LH side flashing lamp
506 FAD	PTO safety box
532 BA	Passenger's window raiser control (driver's side)
537 BA	LH headlamp adjusting motor
538 BA	RH headlamp adjusting motor
562 AA	Headlamps adjustment control
804 FBA	Fast idling and cruise control relay

LOCATION OF APPLIANCES

Plate 10

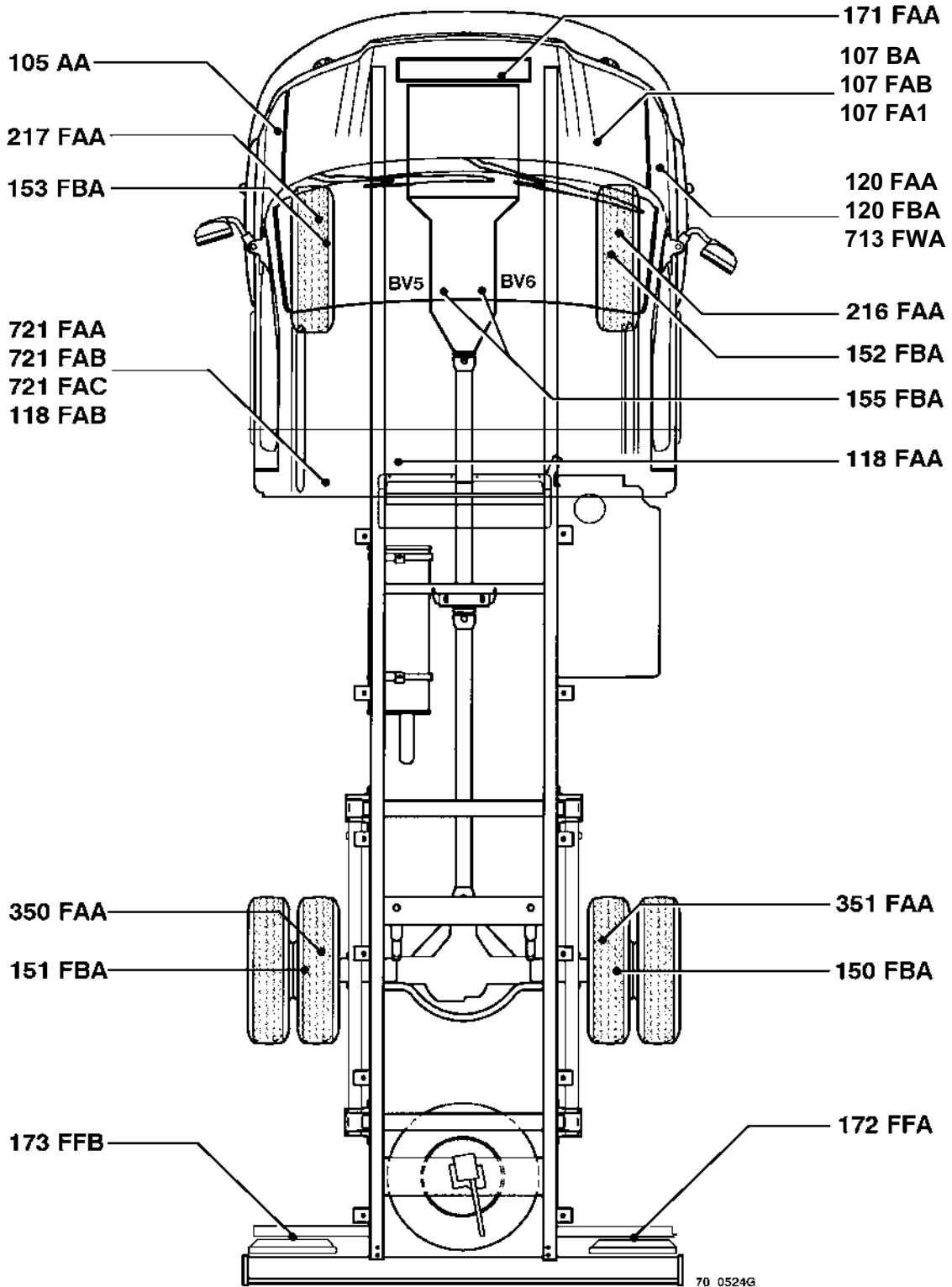


KEY TO APPLIANCES

Item	Assignment
101 BA	Cigar lighter
104 AA	Steering lock and starting control
104 DA	Transponder antenna
128 AA	Rearview mirrors defrosting control
132 AA	Driver's window raiser control
134 AA	Exterior rearview mirrors swivelling control, LH drive
483 FBA	Accelerator pedal position sensor
483 FCA	Accelerator pedal position sensor
506 FJA	Reversing buzzer
586 AA	Hazard lights control
613 BA	Windscreen defrosting control
634 FAB	Clutch pedal position sensor
903 FEA	PTO control with built-in warning light
903 FDA	Fast idling control
903 FDB	Cruise control
903 FFA	Reversing buzzer control
903 FEB	PTO control with built-in warning light

LOCATION OF APPLIANCES

Plate 11

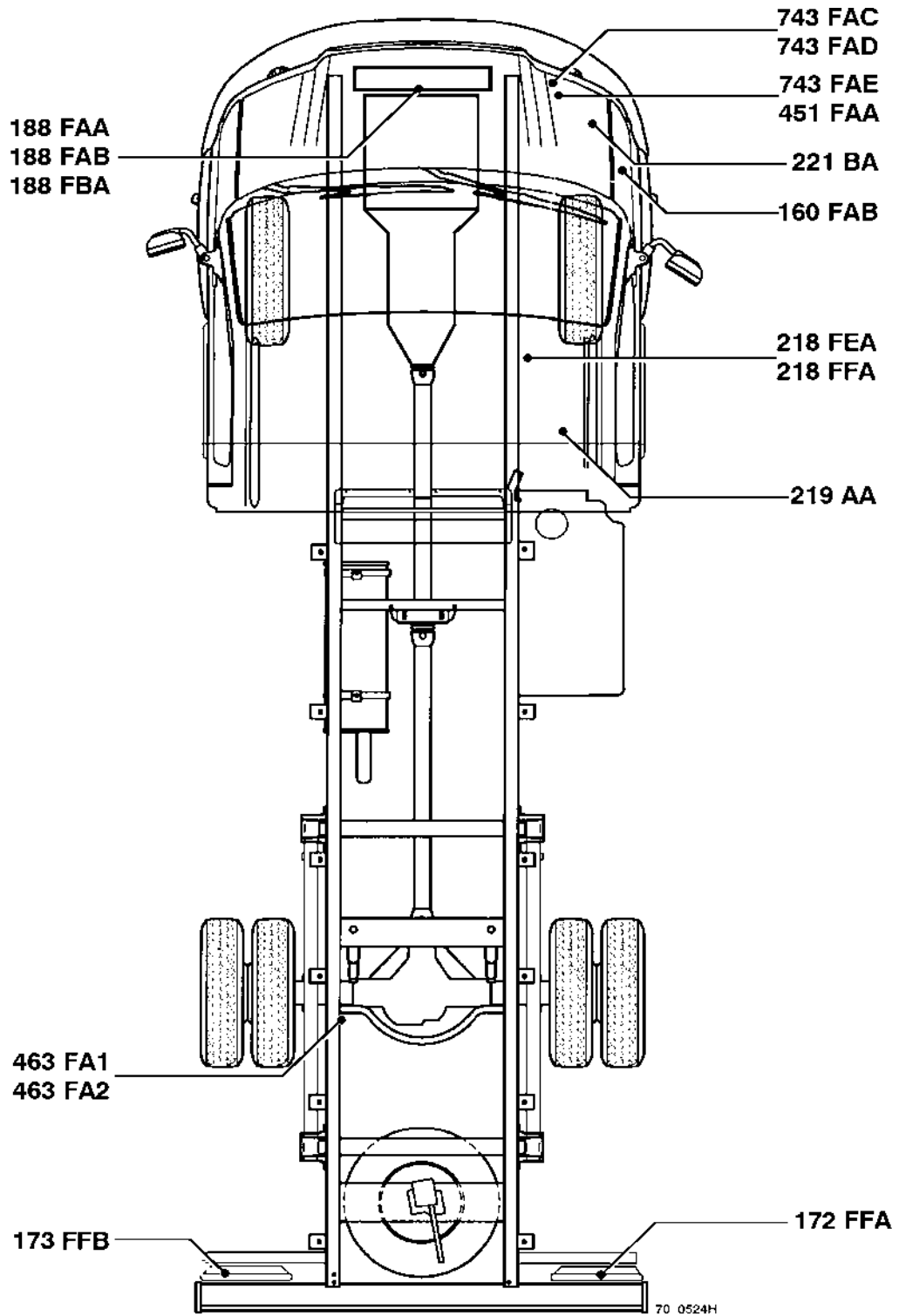


KEY TO APPLIANCES

Item	Assignment
105 AA	Horn
107 BA	Battery set
107 FAB	Battery set
107 FA1	Battery set
118 FAB	"ABS" ECU
118 FAA	"ABS" solenoid valves
120 FAA	Engine connector "COMMON RAIL" ECU
120 FBA	Cab connector "COMMON RAIL" ECU
150 FBA	"ABS" RH rear sensor
151 FBA	"ABS" LH rear sensor
152 FBA	"ABS" RH front sensor
153 FBA	"ABS" LH front sensor
155 FBA	Reversing switch
171 FAA	Air conditioning compressor
172 FFA	RH rear signalling lamp (flashing, stop, parking, fog, reversing)
173 FFB	LH rear signalling lamp (flashing, stop, parking, fog, reversing)
216 FAA	RH front brake pads wear switch
217 FAA	LH front brake pads wear switch
350 FAA	LH rear brake pads wear switch
351 FAA	RH rear brake pads wear switch
713 FWA	Declutching fan relay
721 FAA	"ABS" ECU
721 FAB	"ABS" ECU
721 FAC	"ABS" ECU

LOCATION OF APPLIANCES

Plate 12

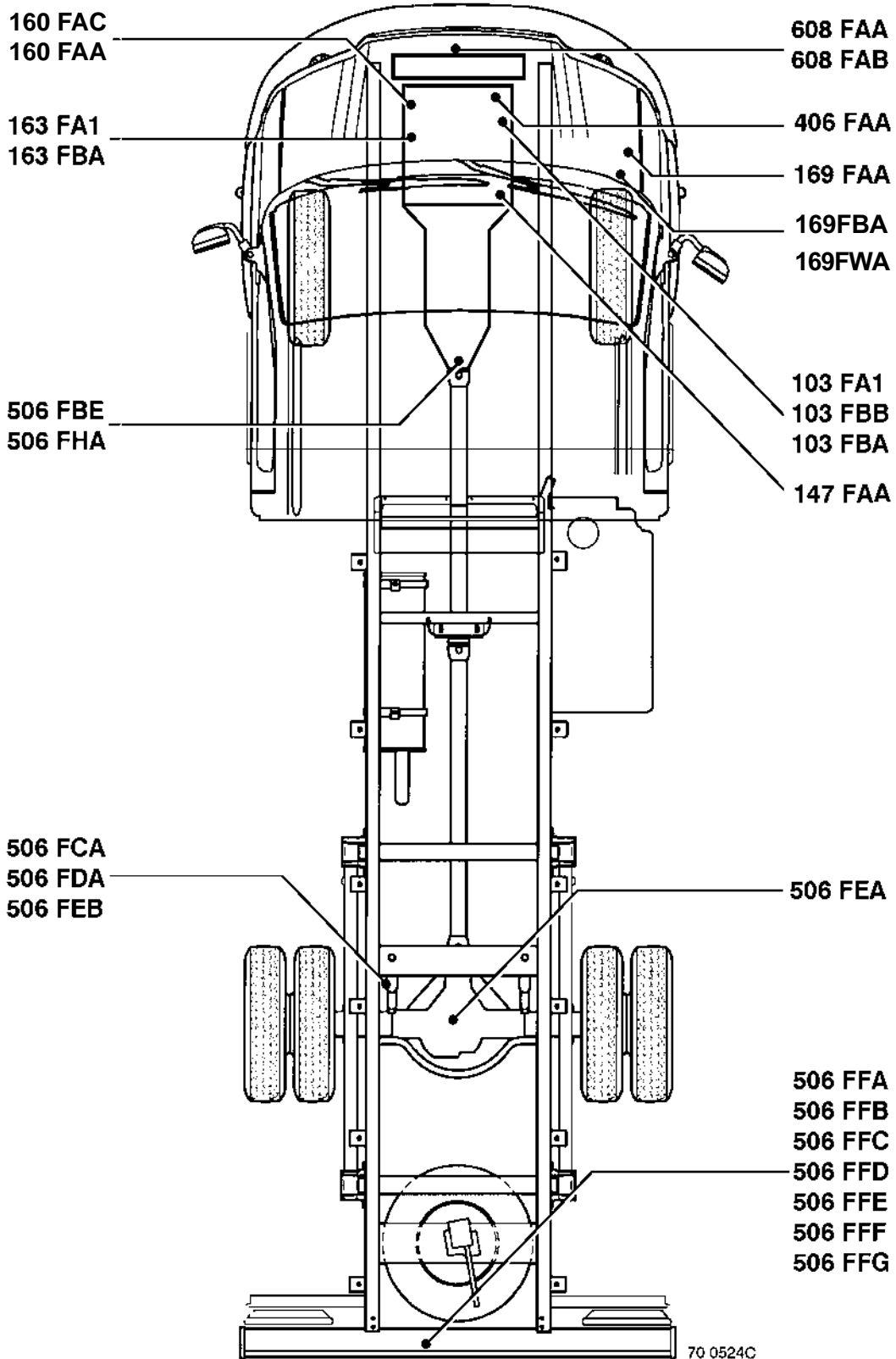


KEY TO APPLIANCES

Item	Assignment
160 FAB	"KSB" injection timing anti-stall device
172 FFA	RH rear signalling lamp (flashing, stop, parking, fog, reversing)
173 FFB	LH rear signalling lamp (flashing, stop, parking, fog, reversing)
188 FAA	Declutching fan
188 FAB	Declutching fan
188 FBA	Declutching fan
218 FEA	Electric fuel booster pump
218 FFA	Electric fuel booster pump
219 AA	Headlamps wash pump
221 BA	Windscreen wash pump
451 FAA	Fuel filter preheater
463 FA1	Available power supply (lighting "+")
463 FA2	Available power supply (lighting "-")
743 FAC	Fuel filter temperature sensor
743 FAD	Fuel filter temperature sensor
743 FAE	Fuel filter preheater

LOCATION OF APPLIANCES

Plate 13



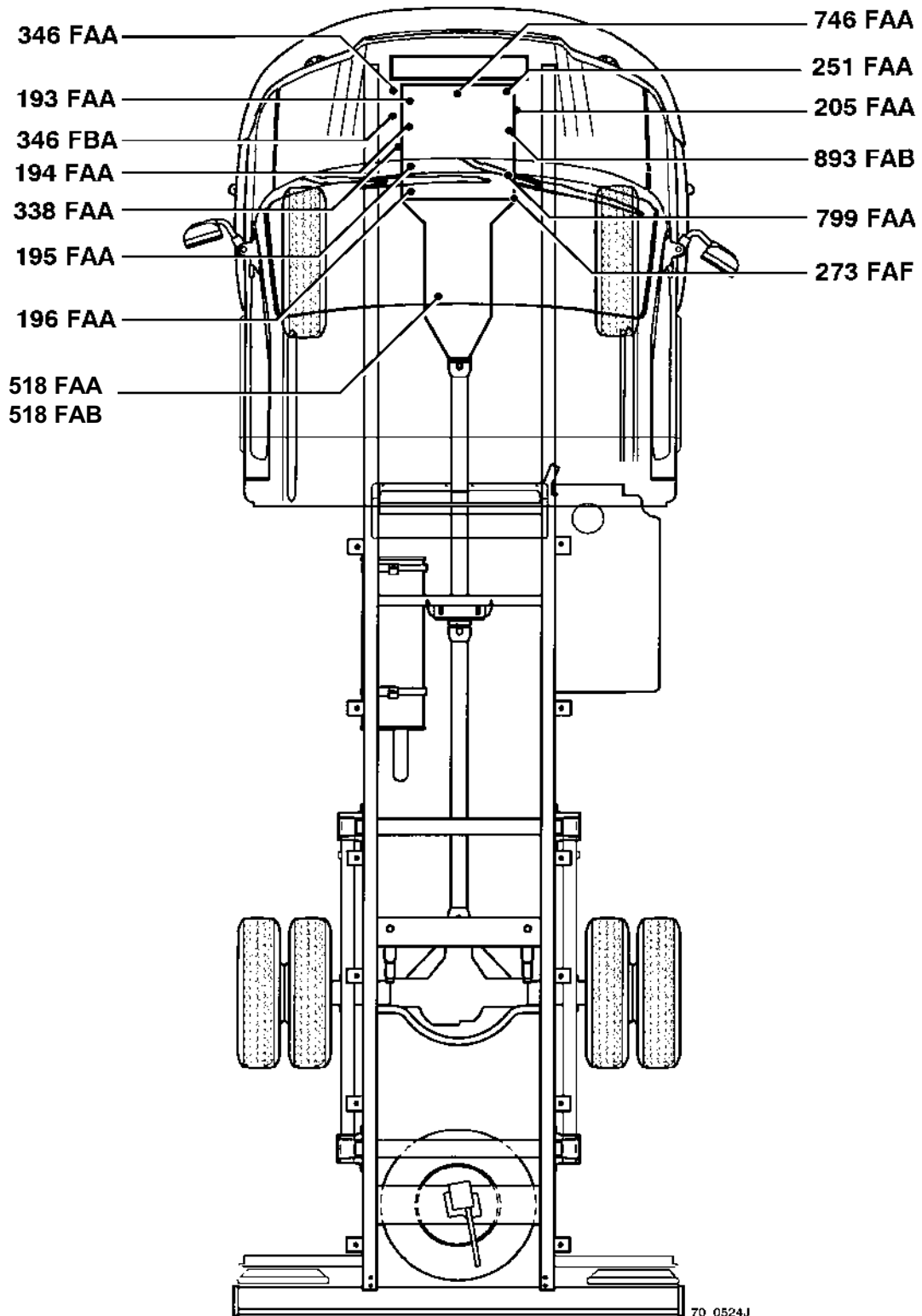
70 0524C

KEY TO APPLIANCES

Item	Assignment
103 FA1	Alternator “+”
103 FBB	Alternator “L”
103 FBA	Alternator “W”
147 FAA	Atmospheric pressure sensor
160 FAC	Engine stop solenoid valve
160 FAA	Engine immobilizer coded stop solenoid valve
163 FA1	Starter “+”
163 FBA	Starter “solenoid”
169 FAA	“EGR” ECU
169 FBA	“EGR” solenoid valve
169 FWA	Variable geometry turbo solenoid valve
406 FAA	Engine cooling circuit temperature sensor
506 FBE	Power take-off
506 FHA	PTO switch
506 FCA	Inter-wheel diff. lock hook-up connector
506 FDA	Without inter-wheel diff. lock switch plug
506 FEB	Inter-wheel diff. lock hook-up connector
506 FEA	Inter-wheel diff. lock switch
506 FFA	Trailer LH flashing lamps
506 FFB	Trailer fog lamps
506 FFC	Trailer earth
506 FFD	Trailer RH flashing lamps
506 FFE	Trailer RH parking lamps
506 FFF	Trailer stop lamps
506 FFG	Trailer LH parking lamps
608 FAA	Engine radiator cooling circuit temperature sensor
608 FAB	Engine radiator cooling circuit temperature sensor

LOCATION OF APPLIANCES

Plate 14

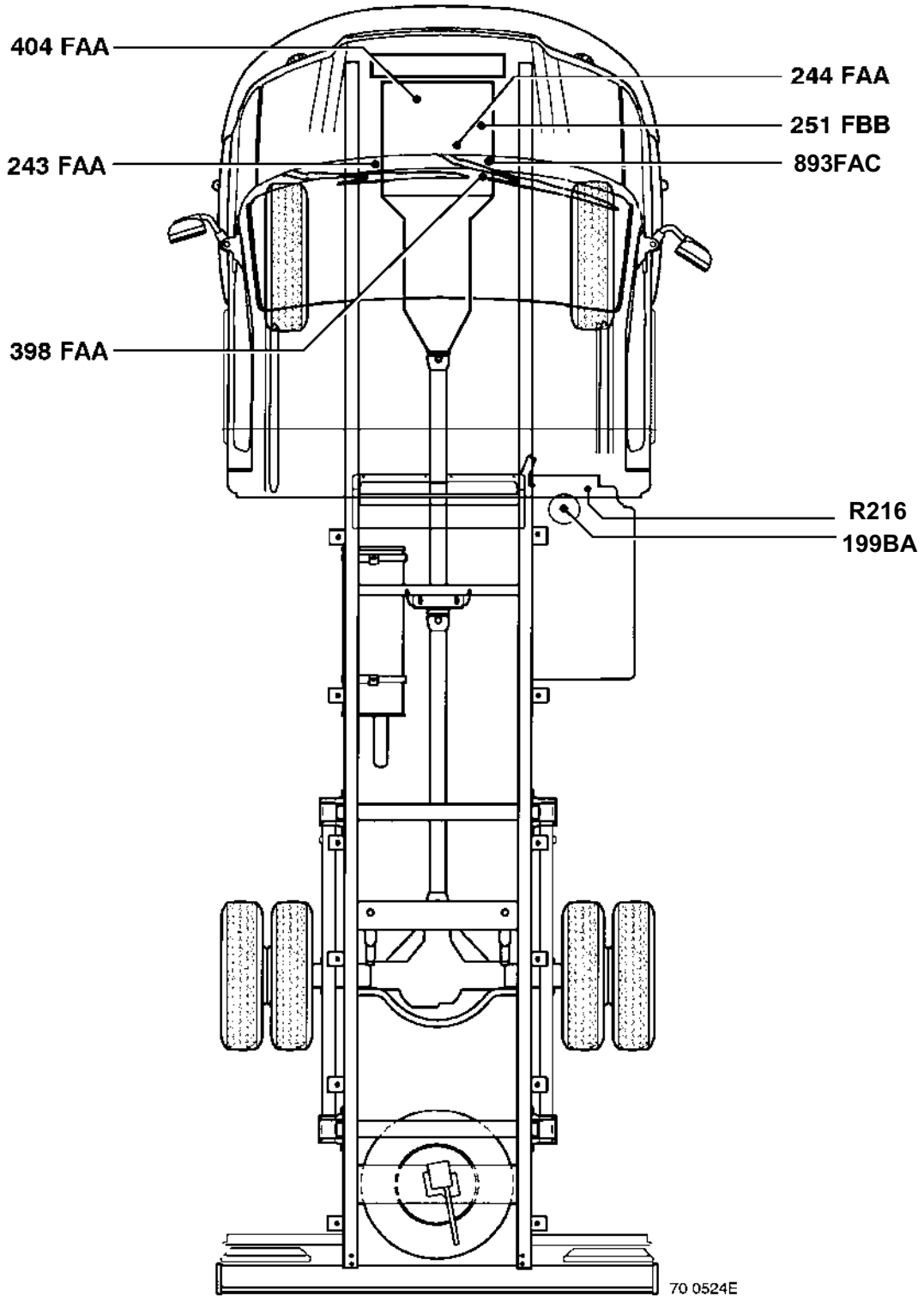


KEY TO APPLIANCES

Item	Assignment
193 FAA	Electronic injector N° 1
194 FAA	Electronic injector N° 2
195 FAA	Electronic injector N° 3
196 FAA	Electronic injector N° 4
205 FAA	Engine oil pressure sensor
251 FAA	Engine cooling circuit temperature sensor
273 FAF	Engine flywheel speed sensor
338 FAA	"RAIL" fuel high-pressure sensor
346 FAA	High-pressure pump 3rd element cut-off solenoid valve
346 FBA	High-pressure delivery regulation solenoid valve
518 FAA	Vehicle speed sensor without tachograph
518 FAB	Vehicle speed sensor with tachograph
746 FAA	Camshaft speed sensor
799 FAA	Turbocharging air pressure and temperature sensor
893 FAB	"FLAMMSTART" preheat plugs

LOCATION OF APPLIANCES

Plate 15



KEY TO APPLIANCES

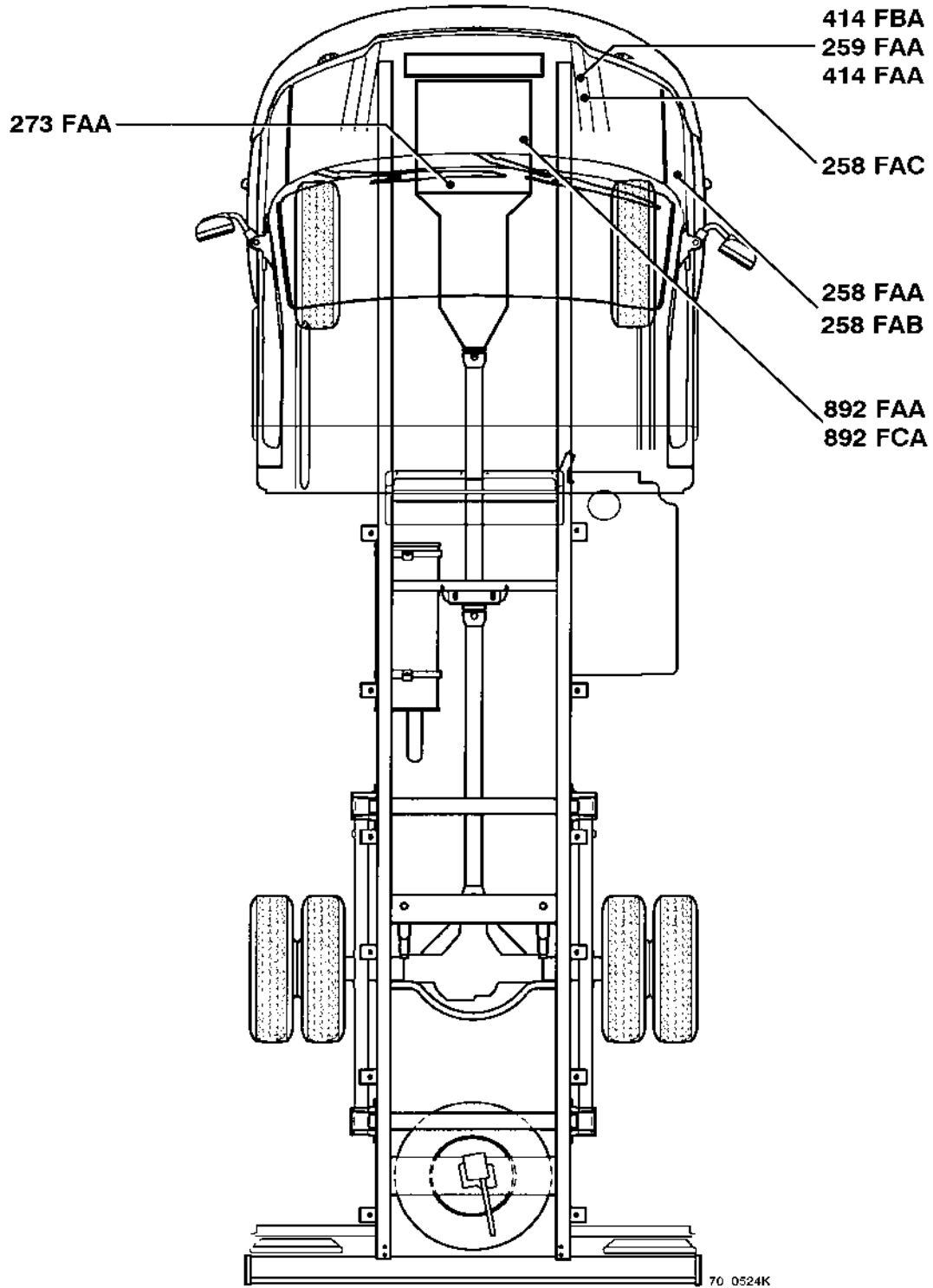
Item	Assignment
199 BA	Fuel level sender
243 FAA	Engine oil level sensor
244 FAA	"EGR engine cooling circuit temperature sensor
251 FBB	"EGR" engine cooling circuit temperature sensor
398 FAA	Variable geometry turbocharger
404 FAA	"KSB" temperature sensor
893 FAC	"FLAMMSTART" preheat plugs

KEY TO CONNECTORS

Item	Assignment
R216	Fuel level sender hook-up connector

LOCATION OF APPLIANCES

Plate 16

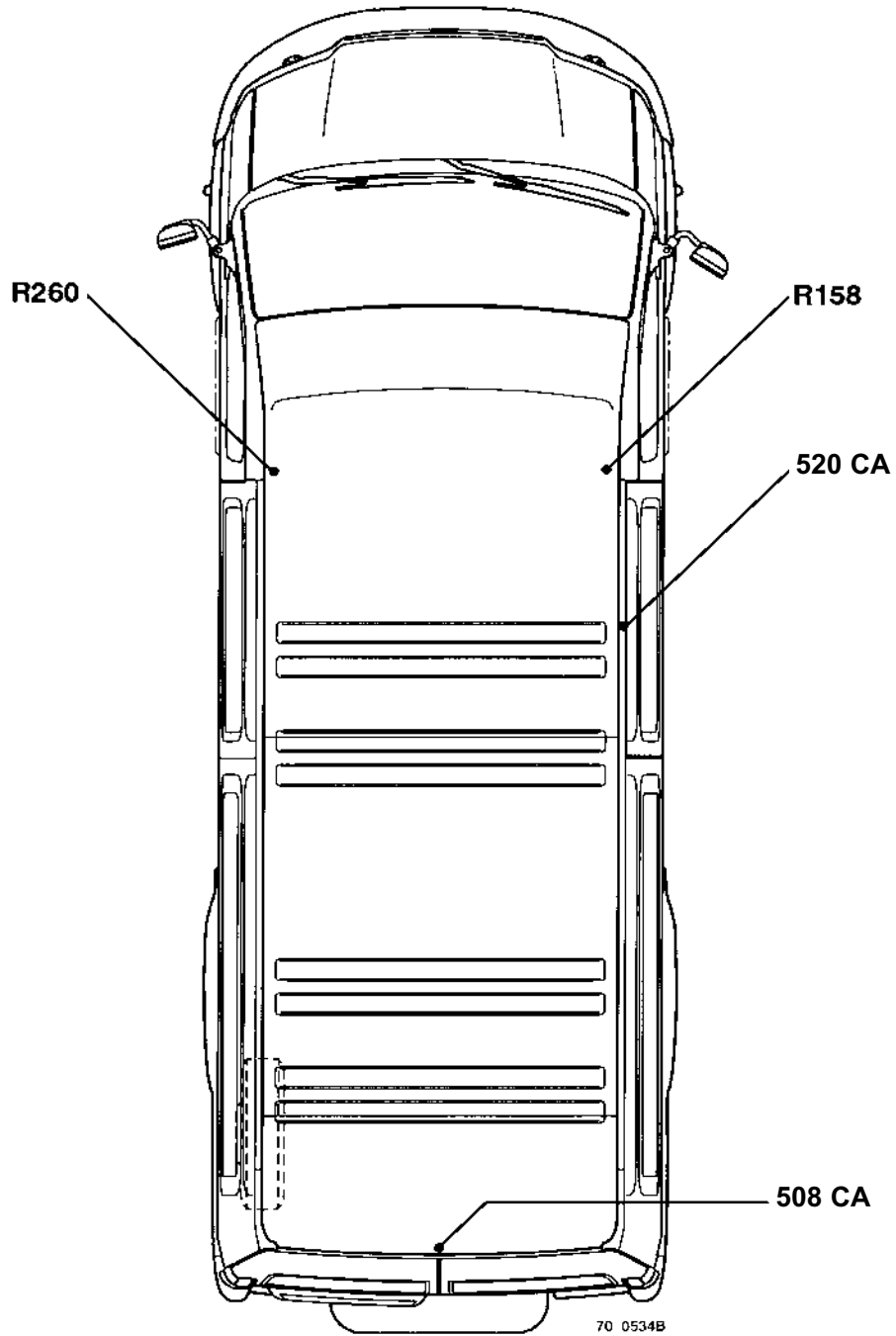


KEY TO APPLIANCES

Item	Assignment
258 FAC	Battery set
258 FAA	Fuel temperature sensor
258 FAB	Preheat plug
259 FAA	Fuel temperature sensor
273 FAF	Engine flywheel speed sensor
414 FBA	Fuel filter water presence sensor
414 FAA	Fuel filter clogging sensor
892 FAA	"FLAMMSTART" solenoid valve
892 FCA	"FLAMMSTART" solenoid valve

LOCATION OF APPLIANCES

Plate 17



KEY TO APPLIANCES

Item	Assignment
226 AA	RH main and dipped beam headlamps
227 AA	LH main and dipped beam headlamps
537 BA	LH headlamp adjusting motor
538 BA	RH headlamp adjusting motor
562 AA	Headlamps adjustment control

KEY TO CONNECTORS

Item	Assignment
R107	Dashboard wiring harness -> front end wiring harness

KEY TO WARNING LAMPS

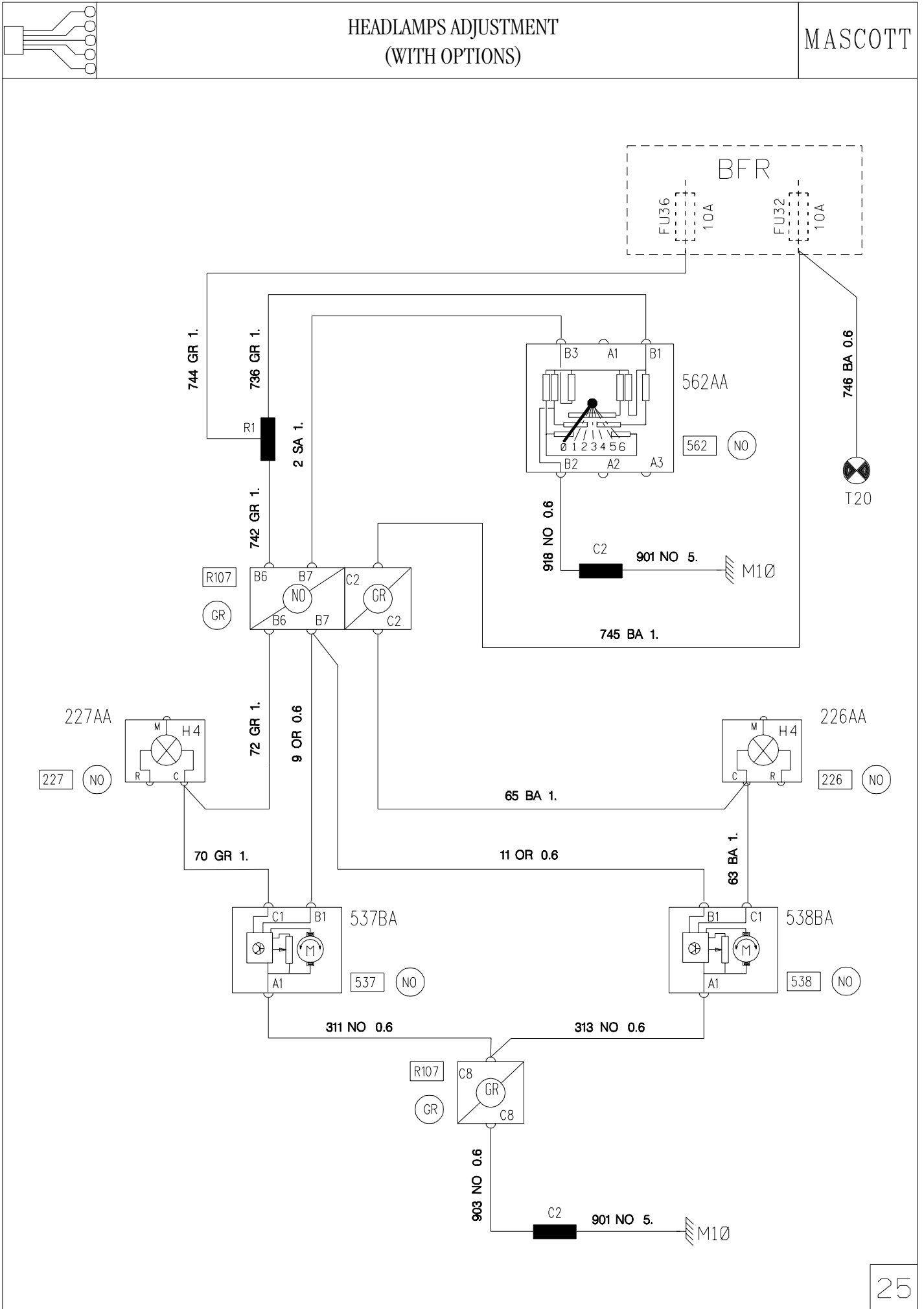
Item	Assignment
T20	Headlights dipped beam warning lamp

KEY TO EARTHS

Item	Assignment
M10	Driver's side electrical earth

HEADLAMPS ADJUSTMENT
(WITH OPTIONS)

MASCOTT



KEY TO APPLIANCES

Item	Assignment
226 AA	RH main and dipped beam headlamps
227 AA	LH main and dipped beam headlamps
537 BA	LH headlamp adjusting motor
538 BA	RH headlamp adjusting motor
562 AA	Headlamps adjustment control

KEY TO CONNECTORS

Item	Assignment
R107	Dashboard wiring harness -> front end wiring harness

KEY TO WARNING LAMPS

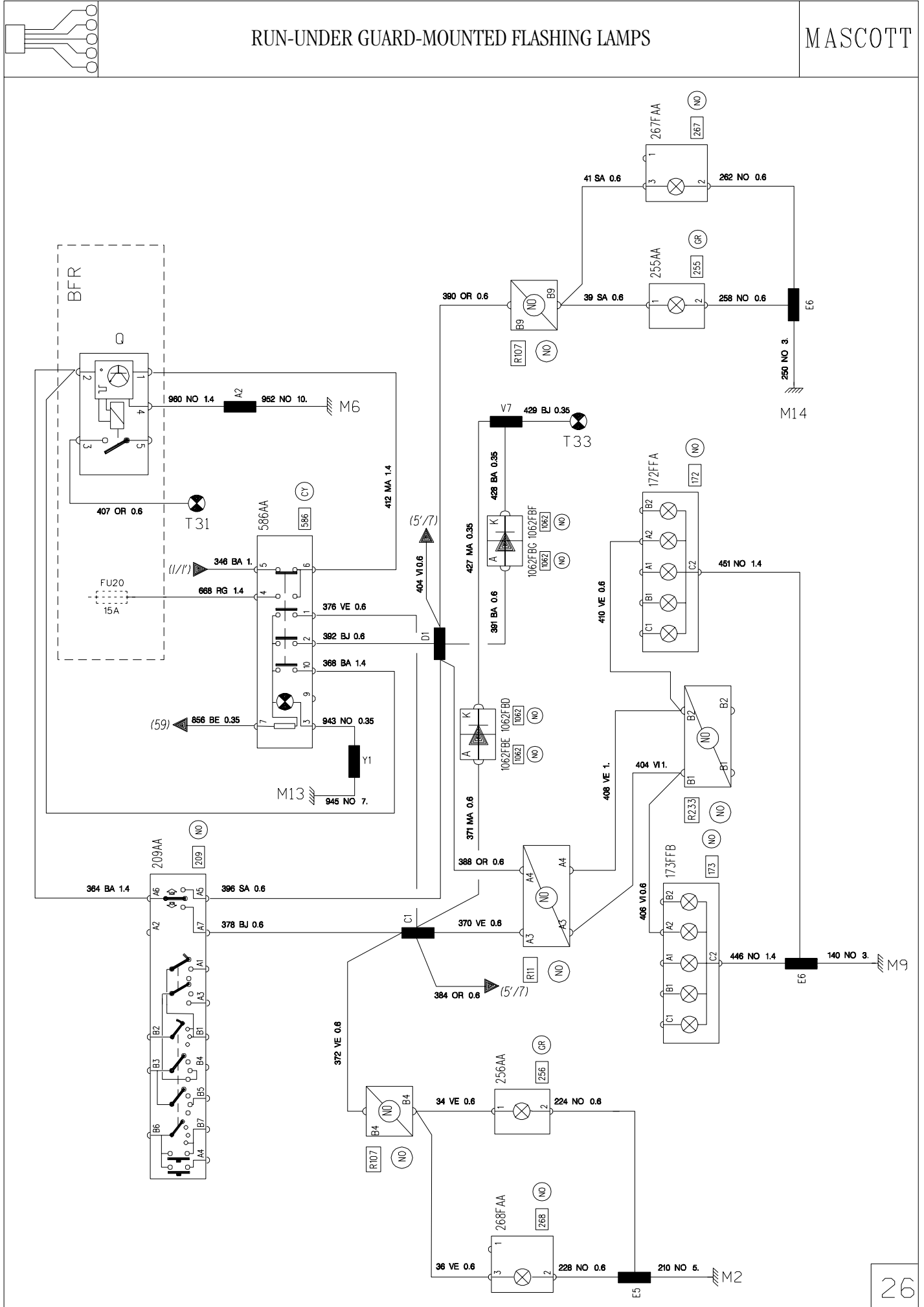
Item	Assignment
T20	Headlights dipped beam warning lamp

KEY TO EARTHS

Item	Assignment
M10	Driver's side electrical earth

RUN-UNDER GUARD-MOUNTED FLASHING LAMPS

MASCOTT



KEY TO APPLIANCES

Item	Assignment
172 FFA	RH rear signalling lamp (flashing, stop, parking, fog, reversing)
173 FFB	LH rear signalling lamp (flashing, stop, parking, fog, reversing)
209 AA	Lighting rotary switch
255 AA	RH front flashing lamp
256 AA	LH front flashing lamp
267 FAA	RH side flashing lamp
268 FAA	LH side flashing lamp
586 AA	Hazard lights control
1062 FBE	Direction indicator lamps repeater lamp non-return diode
1062 FBD	Direction indicator lamps repeater lamp non-return diode
1062 FBG	Direction indicator lamps repeater lamp non-return diode
1062 FBF	Direction indicator lamps repeater lamp non-return diode
BFR Q	Flasher unit

KEY TO CONNECTORS

Item	Assignment
R107	Dashboard wiring harness -> front end wiring harness
R11	Dashboard wiring harness -> chassis wiring harness
R233	Trailer socket hook-up connector

KEY TO WARNING LAMPS

Item	Assignment
T31	Vehicle direction indicator lights repeater lamp
T33	Trailer direction indicator lights repeater lamp

KEY TO EARTHS

Item	Assignment
M2	Driver's side front end electrical earth
M6	Driver's side electrical earth
M9	Chassis frame earth
M13	Passenger's door electrical earth
M14	Passenger's side front end electrical earth

KEY TO APPLIANCES

Item	Assignment
172 BA	Van RH rear signalling lamp (flashing, stop, parking, fog, reversing)
173 BA	Van LH rear signalling lamp (flashing, stop, parking, fog, reversing)
209 AA	Lighting rotary switch
255 AA	RH front flashing lamp
267 FAA	RH side flashing lamp
268 FAA	LH side flashing lamp
586 AA	Hazard lights control

KEY TO WARNING LAMPS

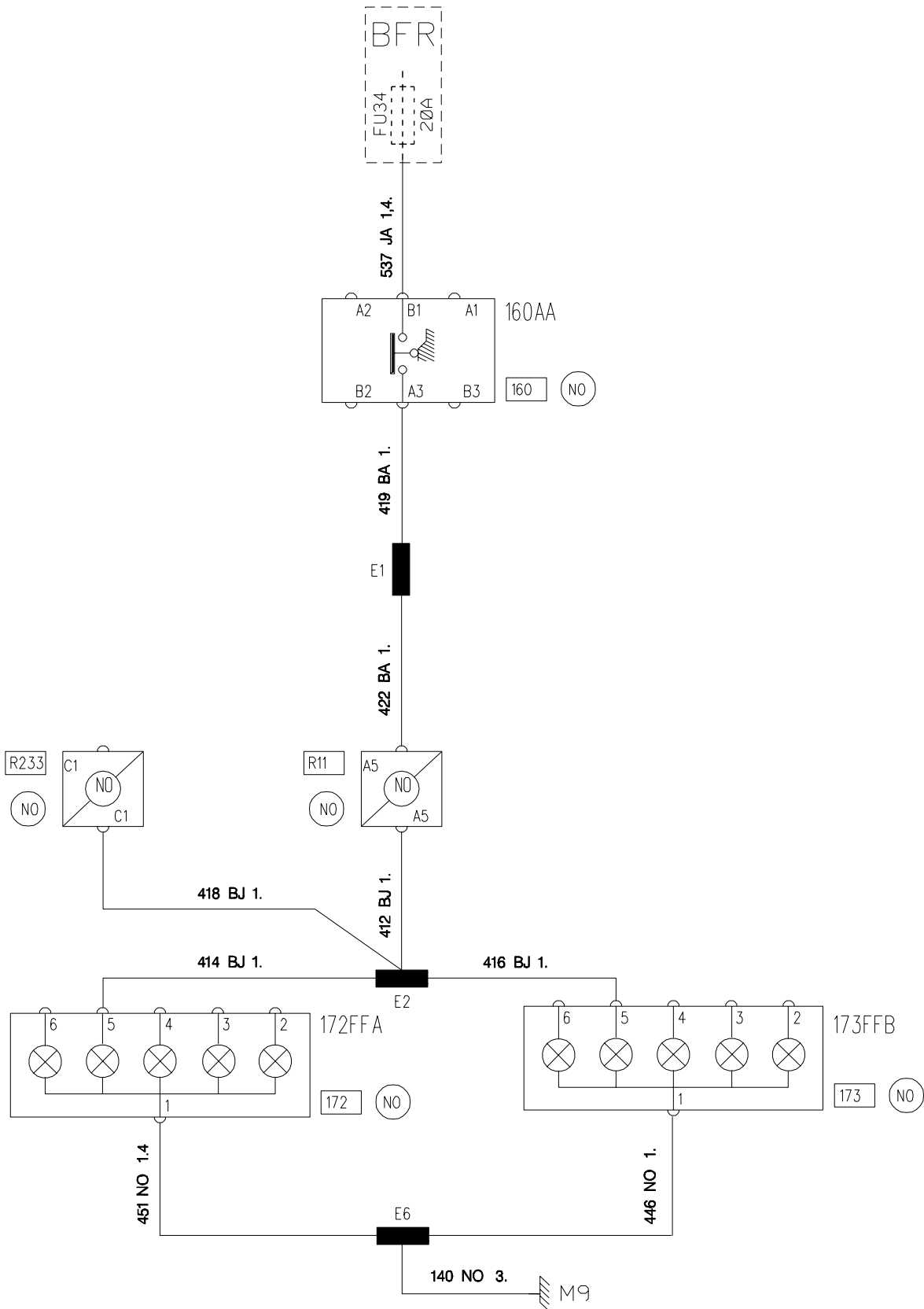
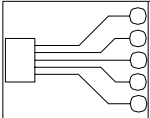
Item	Assignment
T31	Vehicle direction indicator lights repeater lamp

KEY TO EARTHS

Item	Assignment
M11	Van electrical earth
M13	Passenger's door electrical earth
M14	Passenger's side front end electrical earth
M2	Driver's side front end electrical earth
M8	Roof rear end to chassis frame earth

RUN-UNDER GUARD-MOUNTED STOP LAMPS

MASCOTT



KEY TO APPLIANCES

Item	Assignment
160 AA	Engine stop lights switch
172 FFA	RH rear signalling lamp (flashing, stop, parking, fog, reversing)
173 FFB	LH rear signalling lamp (flashing, stop, parking, fog, reversing)

KEY TO CONNECTORS

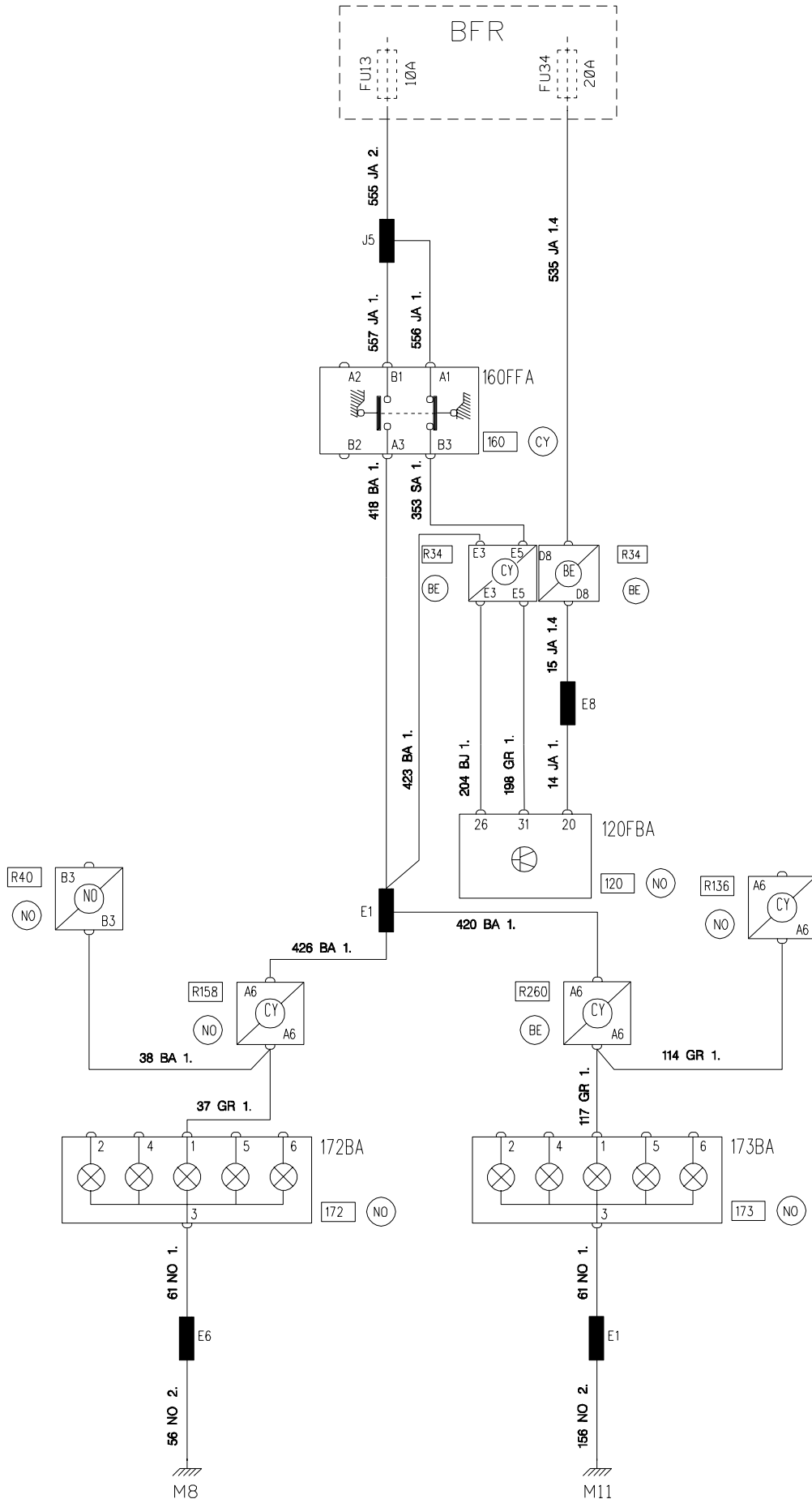
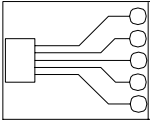
Item	Assignment
R11	Dashboard wiring harness -> chassis wiring harness
R233	Trailer socket hook-up connector

KEY TO EARTHS

Item	Assignment
M9	Chassis frame earth

VAN STOP LAMPS

MASCOTT



KEY TO APPLIANCES

Item	Assignment
120 FBA	Cab connector "COMMON RAIL" ECU
160 FFA	Stop lights switch (pedal position information)
172 BA	Van RH rear signalling lamp (flashing, stop, parking, fog, reversing)
173 BA	Van LH rear signalling lamp (flashing, stop, parking, fog, reversing)

KEY TO CONNECTORS

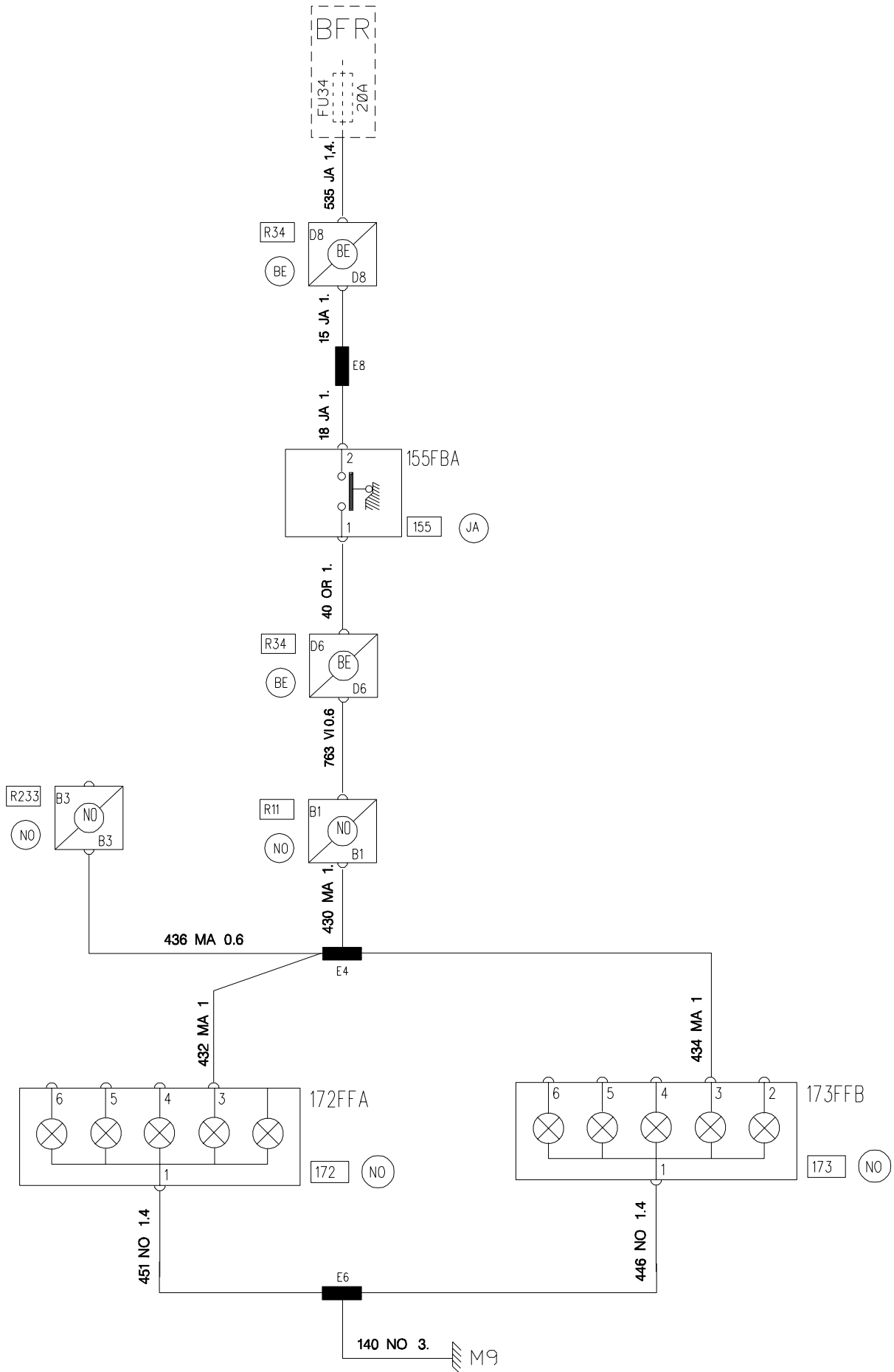
Item	Assignment
R34	Dashboard wiring harness -> engine wiring harness
R40	Van RH signalling lamp wiring harness and trailer socket
R136	Van LH rear door hook-up connector
R158	Roof RH rear wiring harness -> dashboard wiring harness
R260	Roof LH rear wiring harness -> dashboard wiring harness

KEY TO EARTHS

Item	Assignment
M8	Roof rear end to chassis frame earth
M11	Van electrical earth

RUN-UNDER GUARD-MOUNTED REVERSING LAMPS

MASCOTT



KEY TO APPLIANCES

Item	Assignment
155 FBA	Reversing switch
172 FFA	RH rear signalling lamp (flashing, stop, parking, fog, reversing)
173 FFB	LH rear signalling lamp (flashing, stop, parking, fog, reversing)

KEY TO CONNECTORS

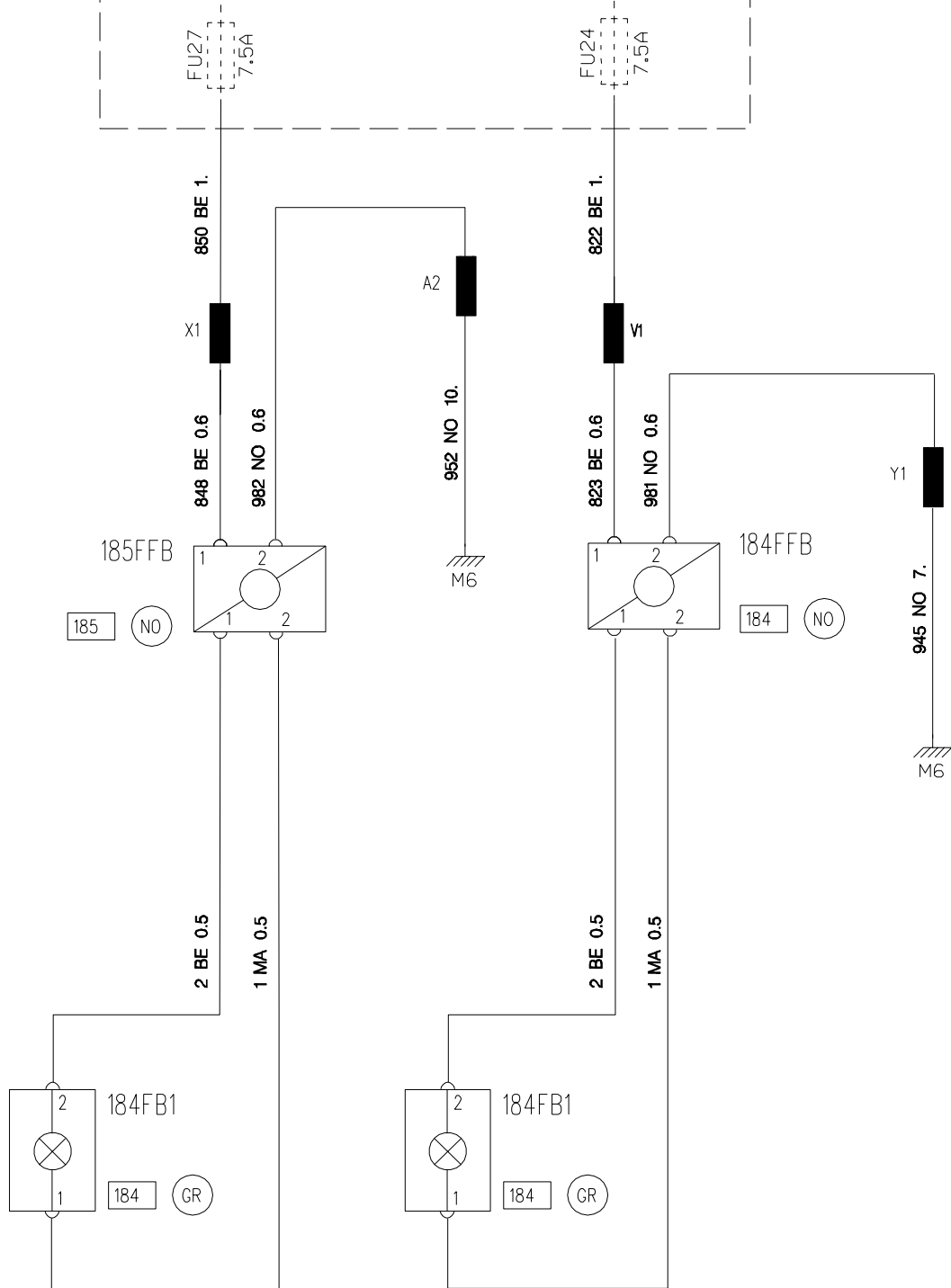
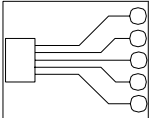
Item	Assignment
R11	Dashboard wiring harness -> chassis wiring harness
R34	Dashboard wiring harness -> engine wiring harness
R233	Trailer socket hook-up connector

KEY TO EARTHS

Item	Assignment
M9	Chassis frame earth

ROOF LAMPS

MASCOTT



KEY TO APPLIANCES

Item	Assignment
184 FB1	Roof lamps

KEY TO CONNECTORS

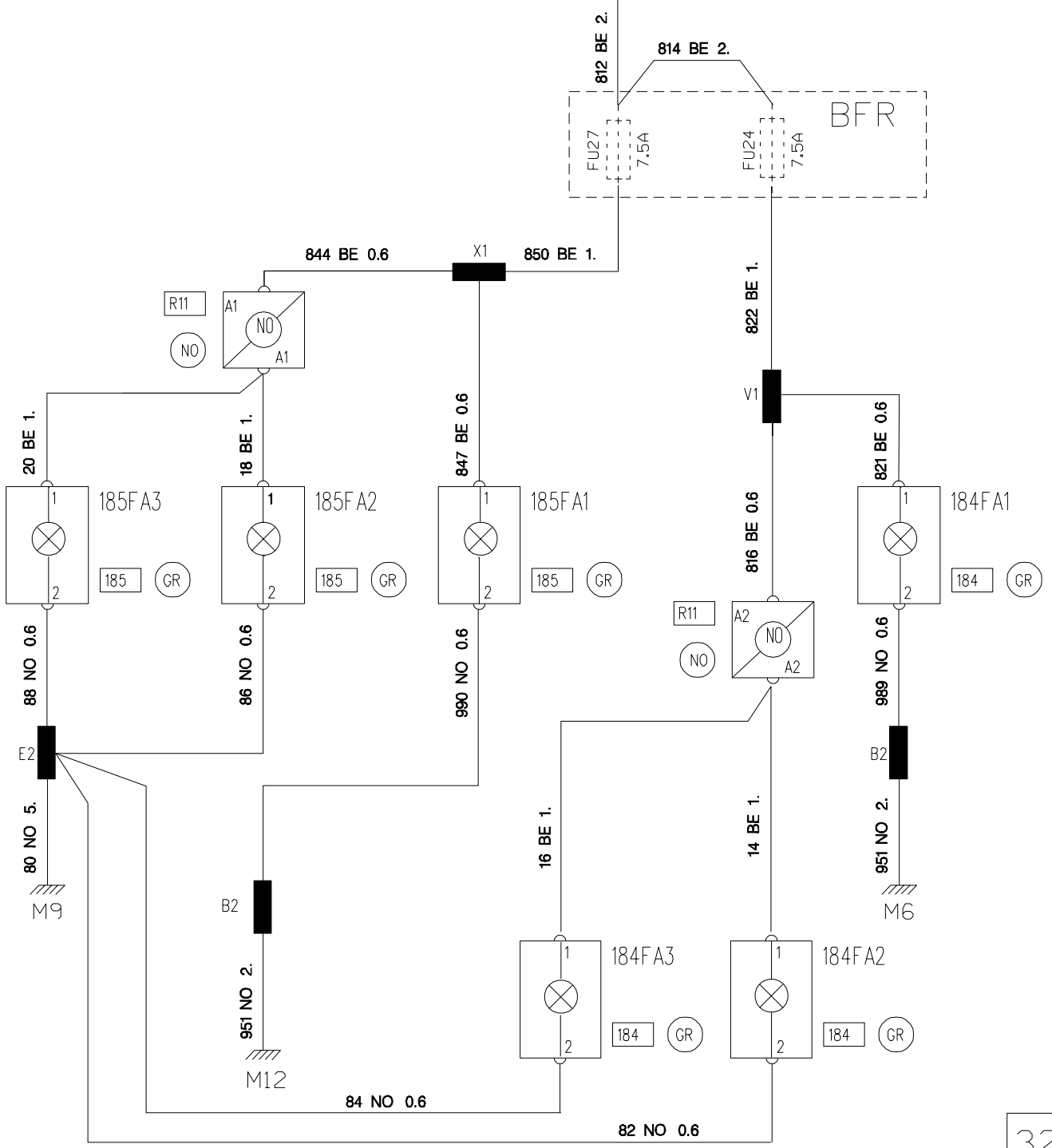
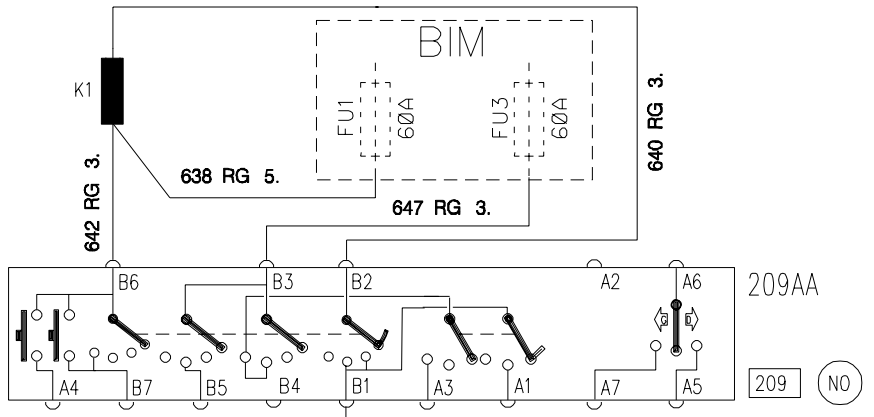
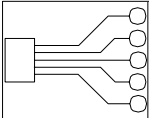
Item	Assignment
184 FFB	Roof RH lamp hook-up connector
185 FFB	Roof LH lamp hook-up connector

KEY TO EARTHS

Item	Assignment
M6	Driver's side electrical earth

VAN MARKER LAMPS
(WITH OPTIONS)

MASCOTT



KEY TO APPLIANCES

Item	Assignment
184 FA2	RH marker lamp
184 FA3	RH marker lamp
184 FA1	RH marker lamp
185 FA1	LH marker lamp
185 FA2	LH marker lamp
185 FA3	LH marker lamp
209 AA	Lighting rotary switch

KEY TO CONNECTORS

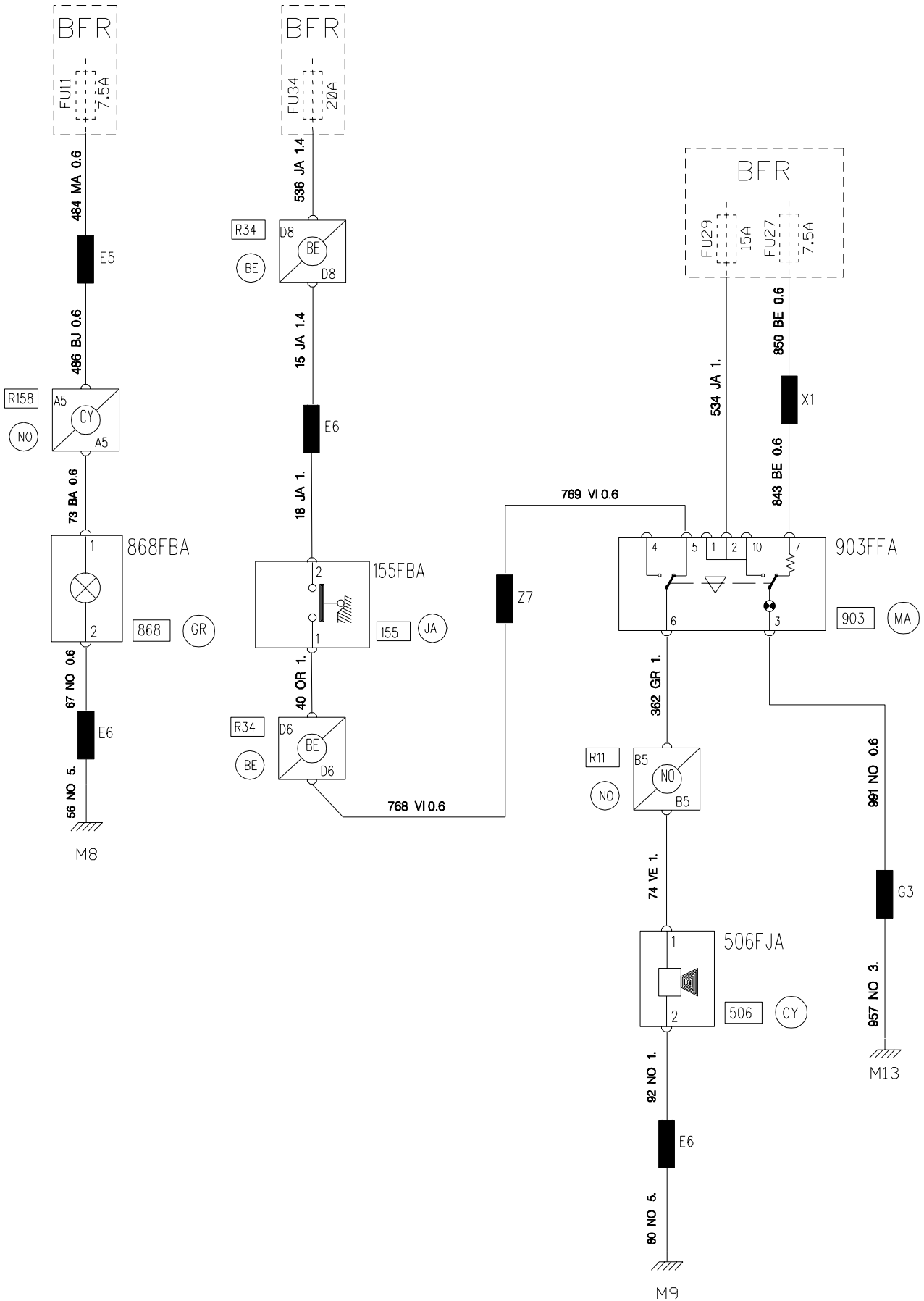
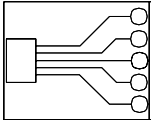
Item	Assignment
R11	Dashboard wiring harness -> chassis wiring harness

KEY TO EARTHS

Item	Assignment
M6	Driver's side electrical earth
M9	Chassis frame earth

VAN REVERSING LAMPS - REVERSING BUZZER
(RH DRIVE)

MASCOTT



KEY TO APPLIANCES

Item	Assignment
155 FBA	Reversing switch
506 FJA	Reversing buzzer
868 FBA	RH reversing lamp
903 FFA	Reversing buzzer control

KEY TO CONNECTORS

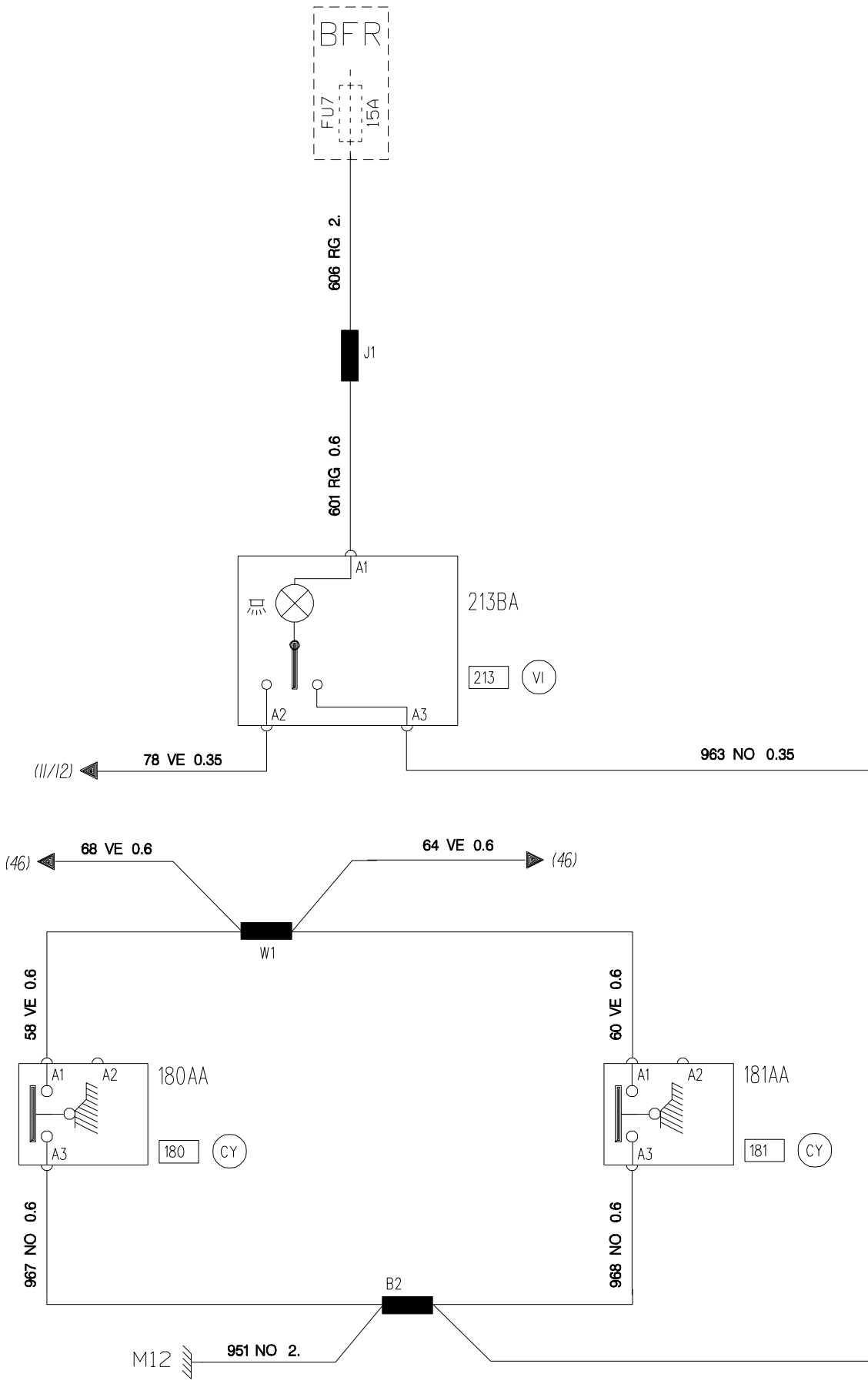
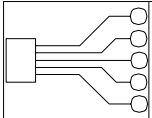
Item	Assignment
R11	Dashboard wiring harness -> chassis wiring harness
R34	Dashboard wiring harness -> engine wiring harness
R158	Roof RH rear wiring harness -> dashboard wiring harness

KEY TO EARTHS

Item	Assignment
M9	Chassis frame earth
M8	Roof rear end to chassis frame earth
M13	Passenger's door electrical earth

CAB INTERIOR LIGHTING

MASCOTT



KEY TO APPLIANCES

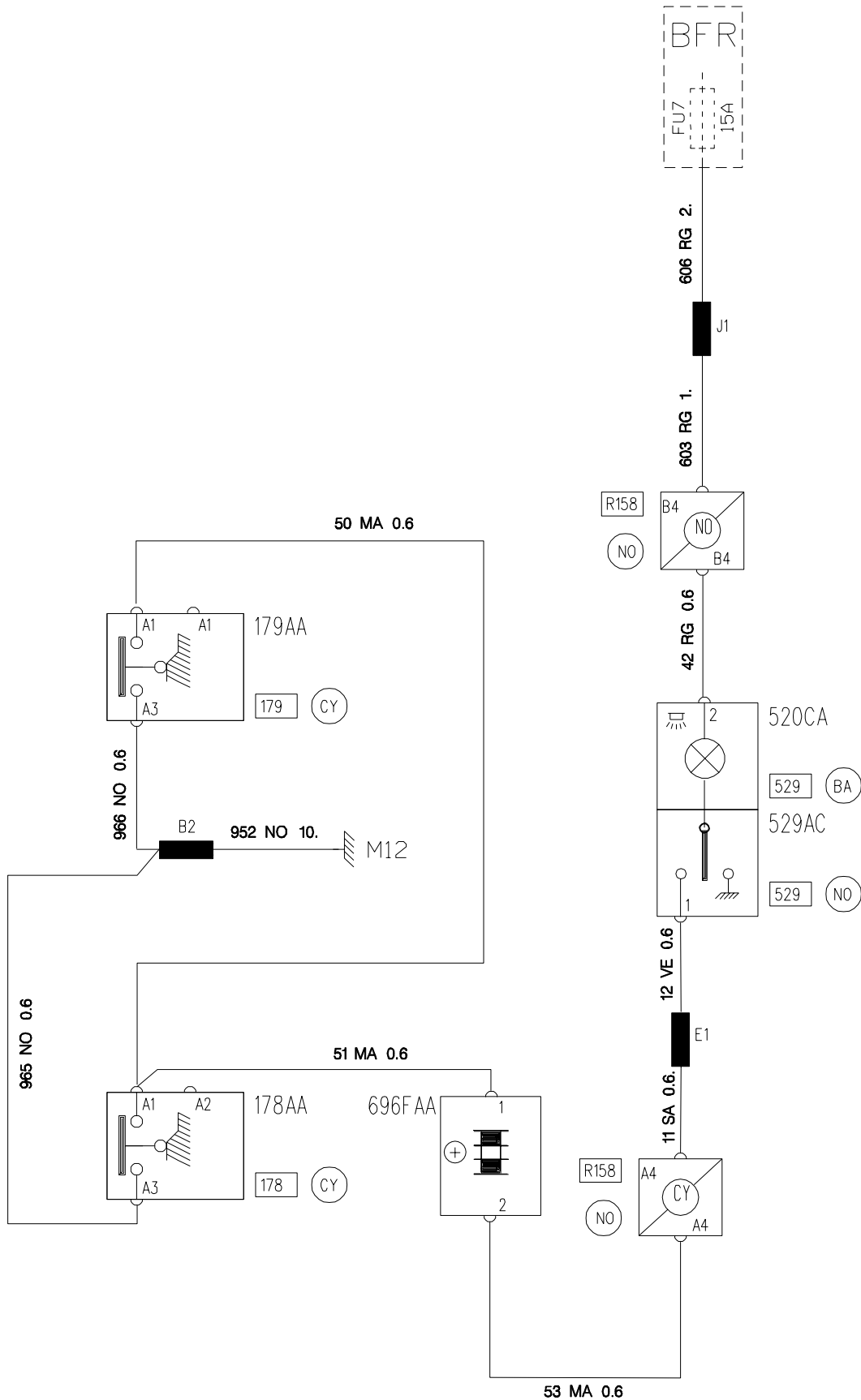
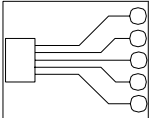
Item	Assignment
180 AA	Driver's door switch
181 AA	Passenger's door switch
213 BA	Map reader

KEY TO EARTHS

Item	Assignment
M12	Pedal gear electrical earth

CREW CAB INTERIOR LIGHTING

MASCOTT



KEY TO APPLIANCES

Item	Assignment
178 AA	RH side door switch
179 AA	LH side door switch
520 CA	Overhead lamp
529 AC	Overhead lamp
696 FAA	Interior lighting connecting strip

KEY TO CONNECTORS

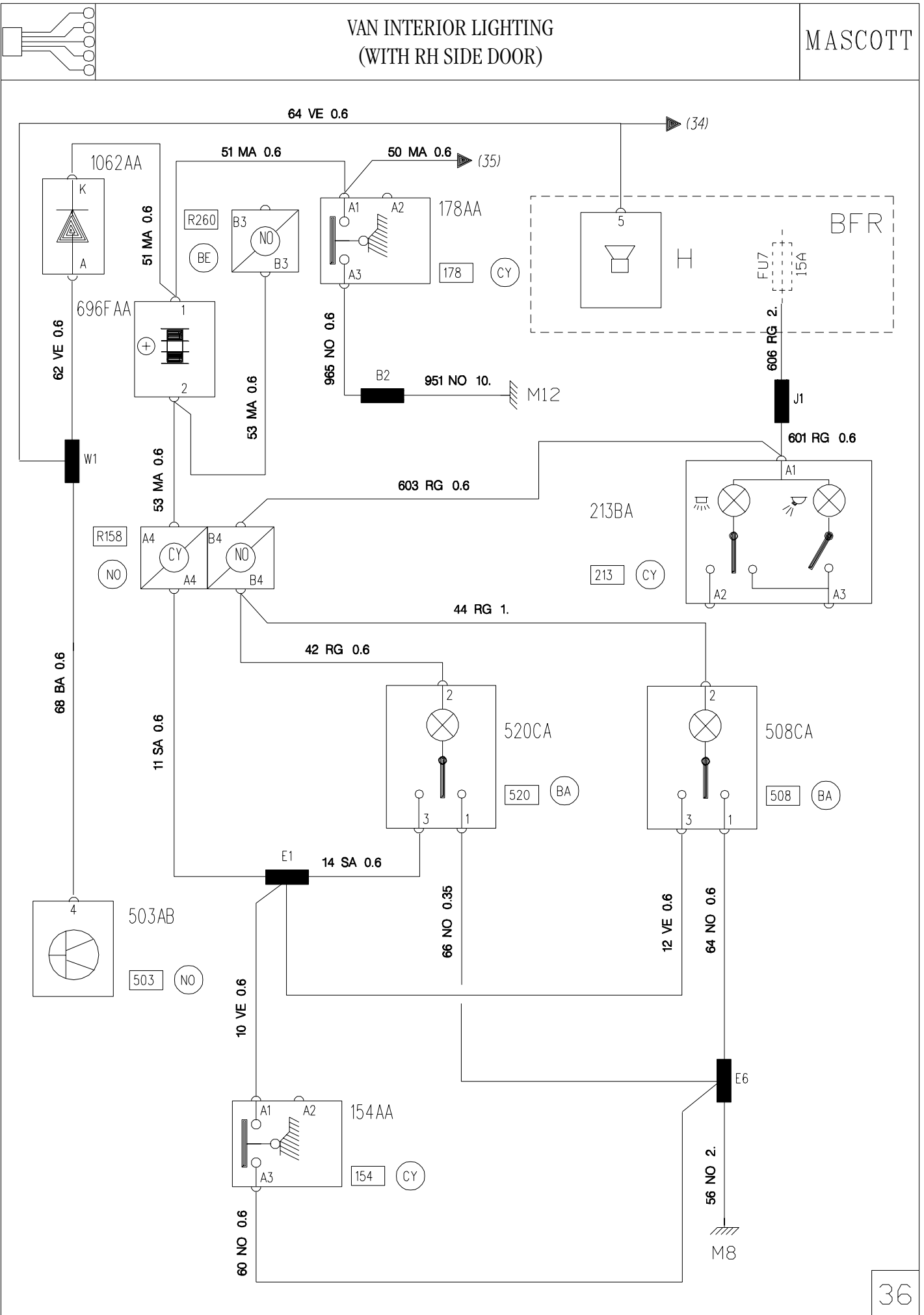
Item	Assignment
R158	Roof RH rear wiring harness -> dashboard wiring harness

KEY TO EARTHS

Item	Assignment
M12	Pedal gear electrical earth

VAN INTERIOR LIGHTING
(WITH RH SIDE DOOR)

MASCOTT



KEY TO APPLIANCES

Item	Assignment
154 AA	Rear door switch
178 AA	RH side door switch
213 BA	Map reader
503 AB	Radio-frequency central locking box (doors)
508 CA	Rear door overhead lamp
520 CA	RH & LH side door overhead lamp
696 FAA	Interior lighting connecting strip
1062 AA	Interior lighting diode
BFR H	Lights not switched off warning buzzer

KEY TO CONNECTORS

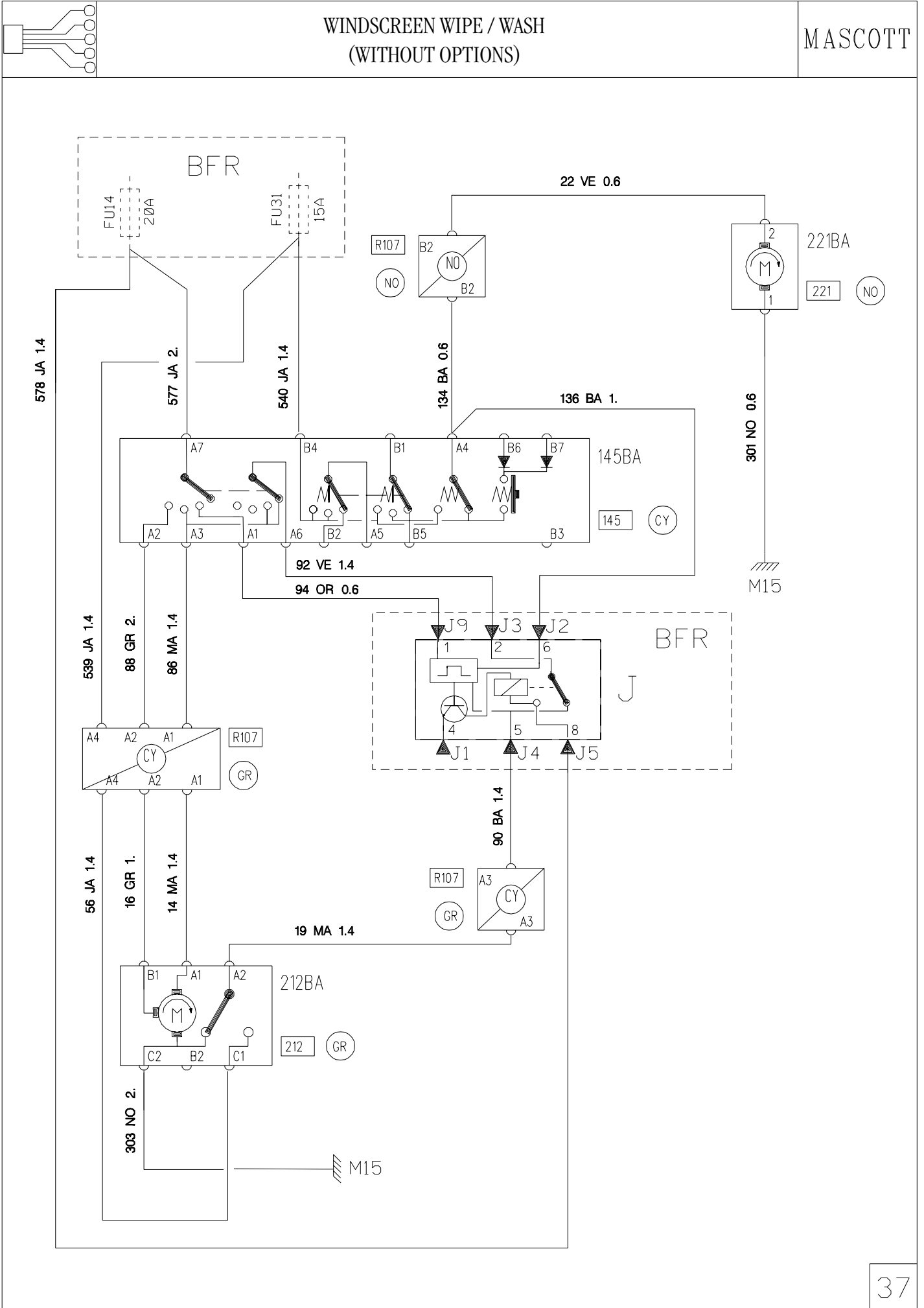
Item	Assignment
R260	Roof LH rear wiring harness -> dashboard wiring harness
R158	Trailer socket hook-up connector

KEY TO EARTHES

Item	Assignment
M8	Roof rear end to chassis frame earth
M12	Pedal gear electrical earth

WINDSCREEN WIPE / WASH
(WITHOUT OPTIONS)

MASCOTT



KEY TO APPLIANCES

Item	Assignment
145 BA	Windscreen wipe/wash control
212 BA	Front windscreen wiper motor
221 BA	Windscreen wash pump
BFR H	Windscreen wiper speed controller

KEY TO CONNECTORS

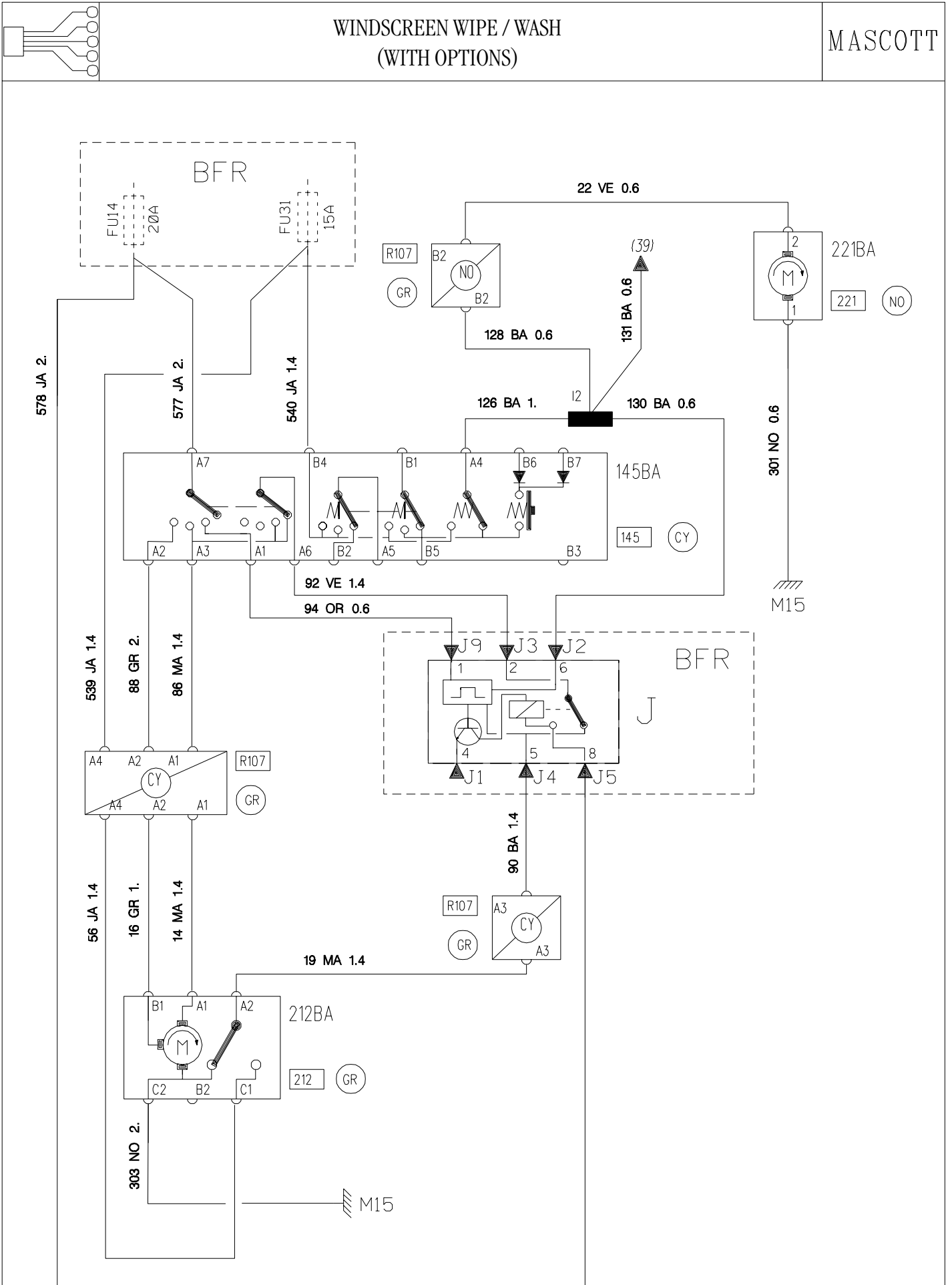
Item	Assignment
R107	Dashboard wiring harness -> front end wiring harness

KEY TO EARTHS

Item	Assignment
M15	Windscreen wipers and headlamps wash electrical earth

WINDSCREEN WIPE / WASH
(WITH OPTIONS)

MASCOTT



KEY TO APPLIANCES

Item	Assignment
145 BA	Windscreen wipe/wash control
212 BA	Front windscreen wiper motor
221 BA	Windscreen wash pump
BFR H	Windscreen wiper speed controller

KEY TO CONNECTORS

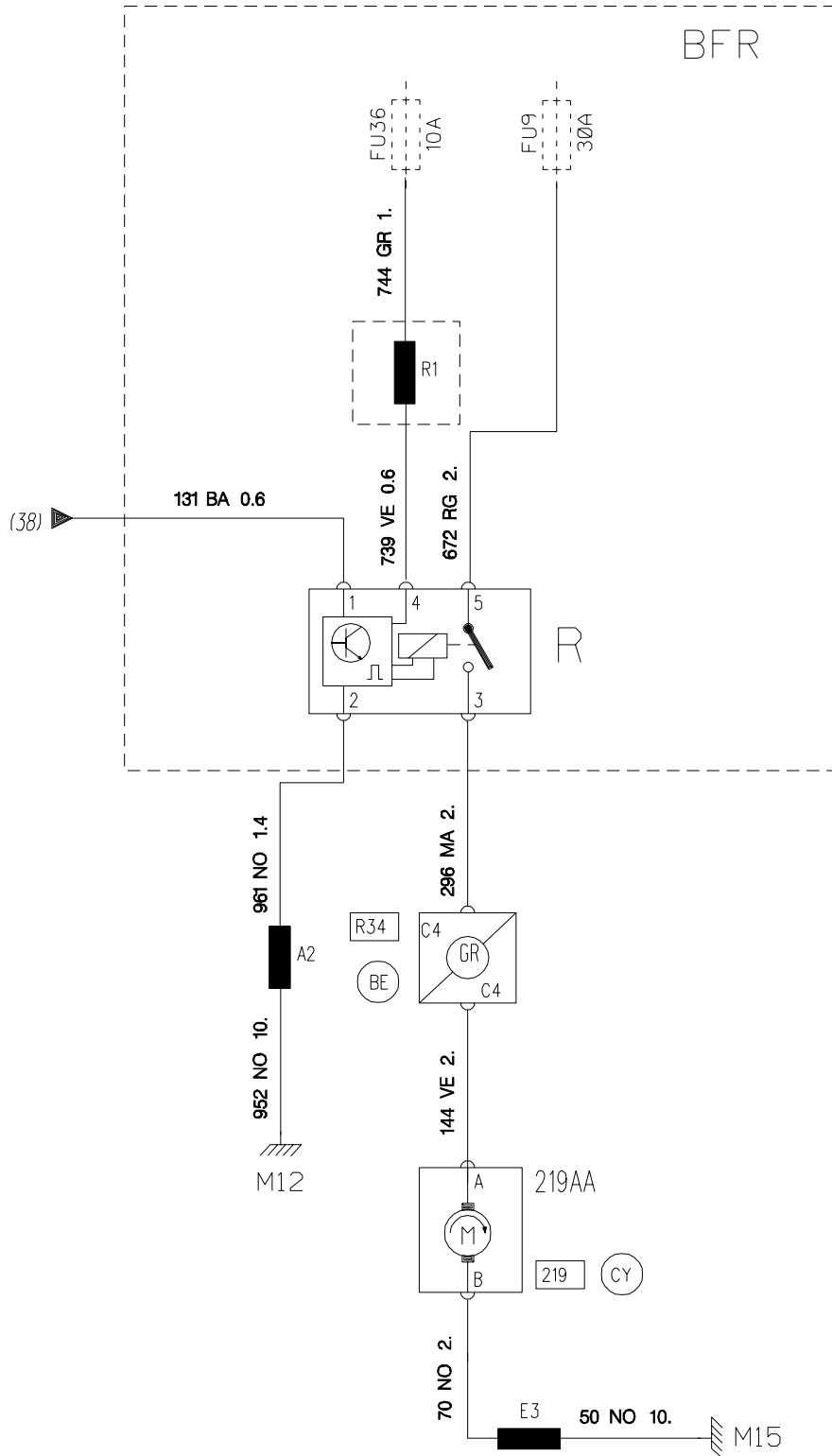
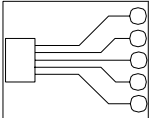
Item	Assignment
R107	Dashboard wiring harness -> front end wiring harness

KEY TO EARTHS

Item	Assignment
M15	Windscreen wipers and headlamps wash electrical earth

HEADLAMPS WASH

MASCOTT



KEY TO APPLIANCES

Item	Assignment
219 AA	Headlamps wash pump
BFR H	Headlamps wash time-delay relay

KEY TO CONNECTORS

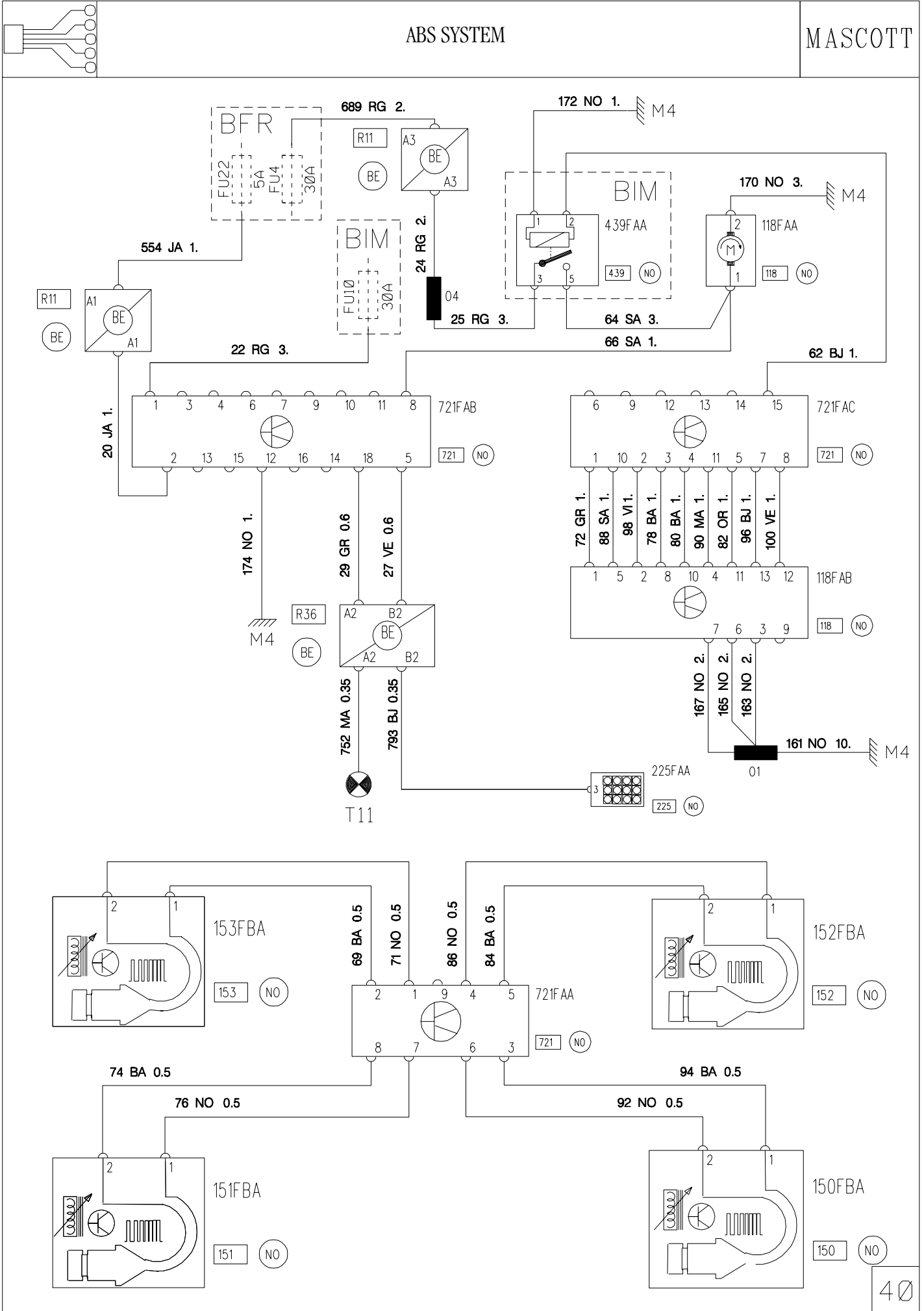
Item	Assignment
R34	Dashboard wiring harness -> engine wiring harness

KEY TO EARTHS

Item	Assignment
M15	Windscreen wipers and headlamps wash electrical earth

ABS SYSTEM

MASCOTT



KEY TO APPLIANCES

Item	Assignment
118 FAA	"ABS" solenoid valves
118 FAB	"ABS" ECU
150 FBA	"ABS" RH rear sensor
151 FBA	"ABS" LH rear sensor
152 FBA	"ABS" RH front sensor
153 FBA	"ABS" LH front sensor
225 FAA	Diagnostics socket "0BD2"
439 FAA	"ABS" ECU relay
721 FAB	"ABS" ECU
721 FAC	"ABS" ECU
721 FAA	"ABS" ECU

KEY TO CONNECTORS

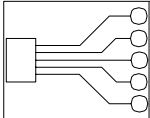
Item	Assignment
R11	Dashboard wiring harness -> chassis wiring harness
R36	Dashboard wiring harness -> "ABS" wiring harness

KEY TO WARNING LAMPS

Item	Assignment
T11	ABS "Alert" warning lamp

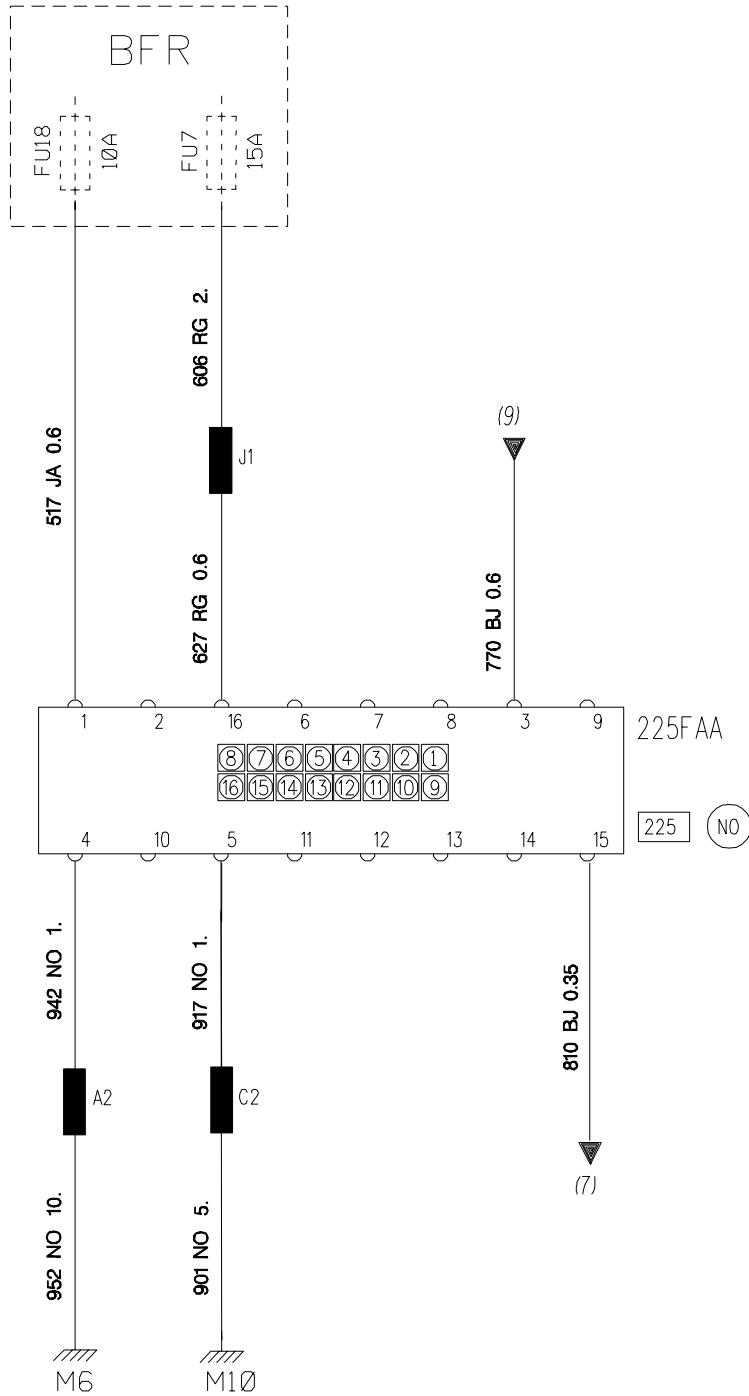
KEY TO EARTHS

Item	Assignment
M4	ABS electrical earth



DIAGNOSTICS SOCKET
110/130/140/150 COMMON RAIL FUEL-INJECTION
(WITHOUT OPTIONS)

MASCOTT



KEY TO APPLIANCES

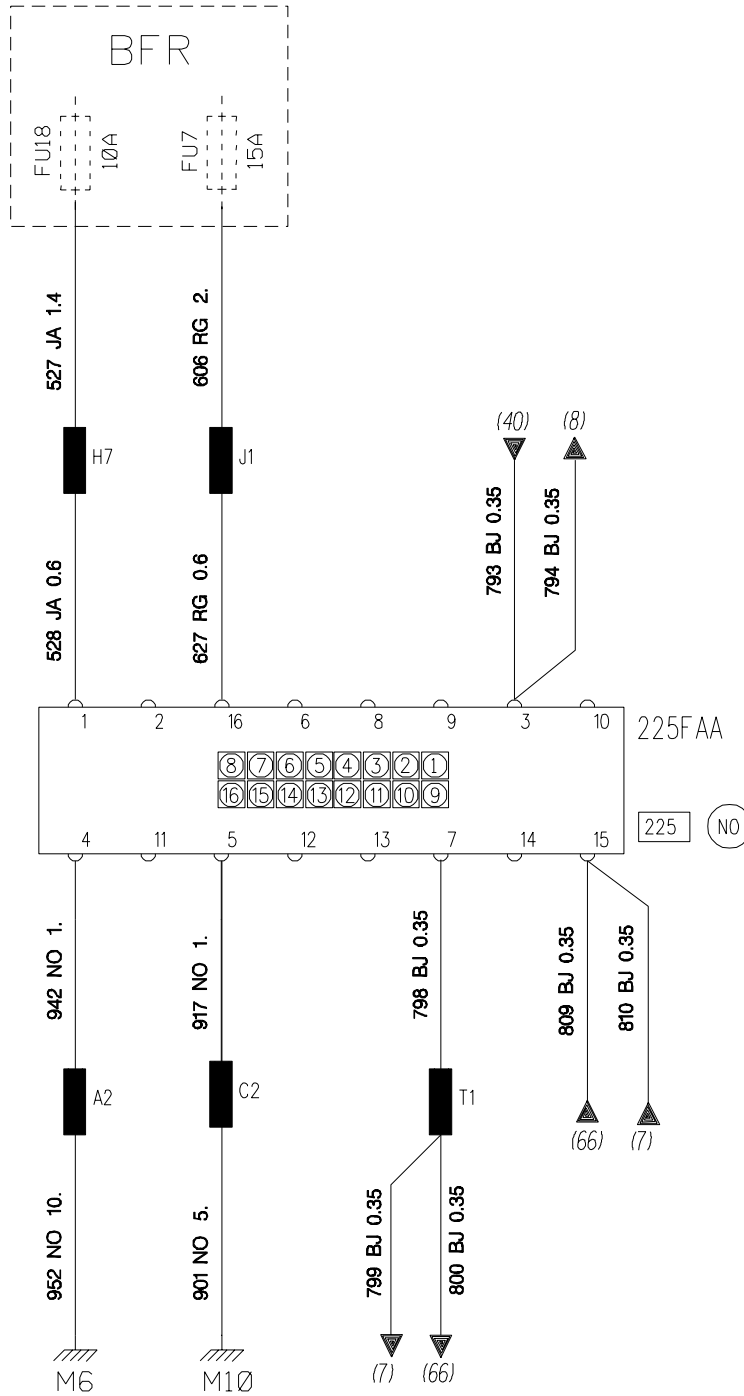
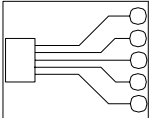
Item	Assignment
225 FAA	Diagnostics socket "OBD2"

KEY TO EARTHS

Item	Assignment
M6	Driver's side electrical earth

DIAGNOSTICS SOCKET
110/130/140/150 COMMON RAIL FUEL-INJECTION
(WITH OPTIONS)

MASCOTT



KEY TO APPLIANCES

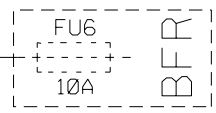
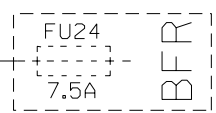
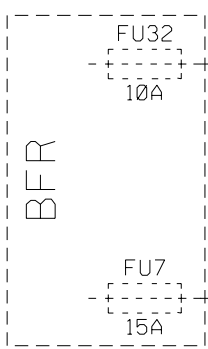
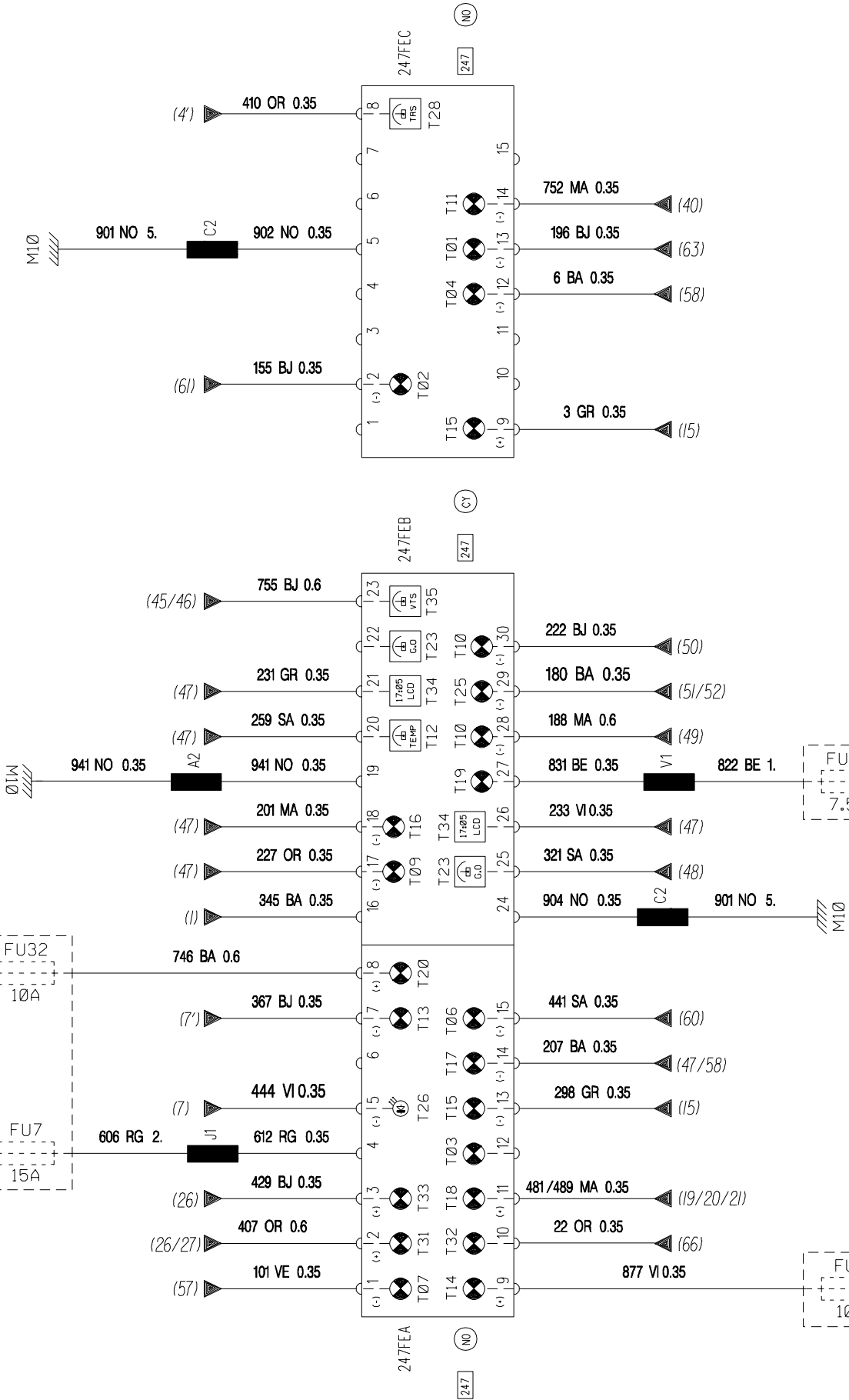
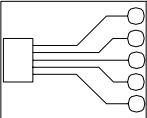
Item	Assignment
225 FAA	Diagnostics socket "OBD2"

KEY TO EARTHS

Item	Assignment
M6	Driver's side electrical earth

INSTRUMENT PANEL
110/130/140/150 COMMON RAIL FUEL-INJECTION

MASCOTT



KEY TO APPLIANCES

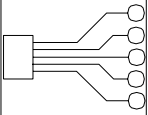
Item	Assignment
247 FEA	Instrument panel without tachograph
247 FEB	Instrument panel without tachograph
247 FEC	Instrument panel without tachograph

KEY TO WARNING LAMPS

Item	Assignment
T01	PTO "Information" tell-tale lamp
T02	Inter-wheel diff. lock "Information" tell-tale lamp
T04	Windscreen defrosting warning lamp
T06	Heated seats warning lamp
T07	Rearview mirrors and rear window defrosting warning lamp
T09	Engine cooling circuit temperature "Alert" warning lamp
T10	Parking brake / brake fluid level "Alert" warning lamp
T11	ABS "Alert" warning lamp
T12	Engine cooling circuit temperature gauge
T13	Vehicle electronic defect / preheating "Information" tell-tale lamp
T14	Headlights main beam warning lamp
T15	Fuel filter clogging or water presence "Alert" warning lamp
T16	Engine oil pressure "Alert" warning lamp
T17	Battery charge warning lamp
T18	Fog light(s) warning lamp
T19	Dashboard lighting
T20	Headlights dipped beam warning lamp
T23	Fuel level gauge
T25	Brake pads wear warning light
T26	Engine immobilizer system warning lamp
T31	Vehicle direction indicator lights repeater lamp
T32	Airbag warning lamp
T33	Trailer direction indicator lights repeater lamp
T34	Multi-function display
T35	Speedometer

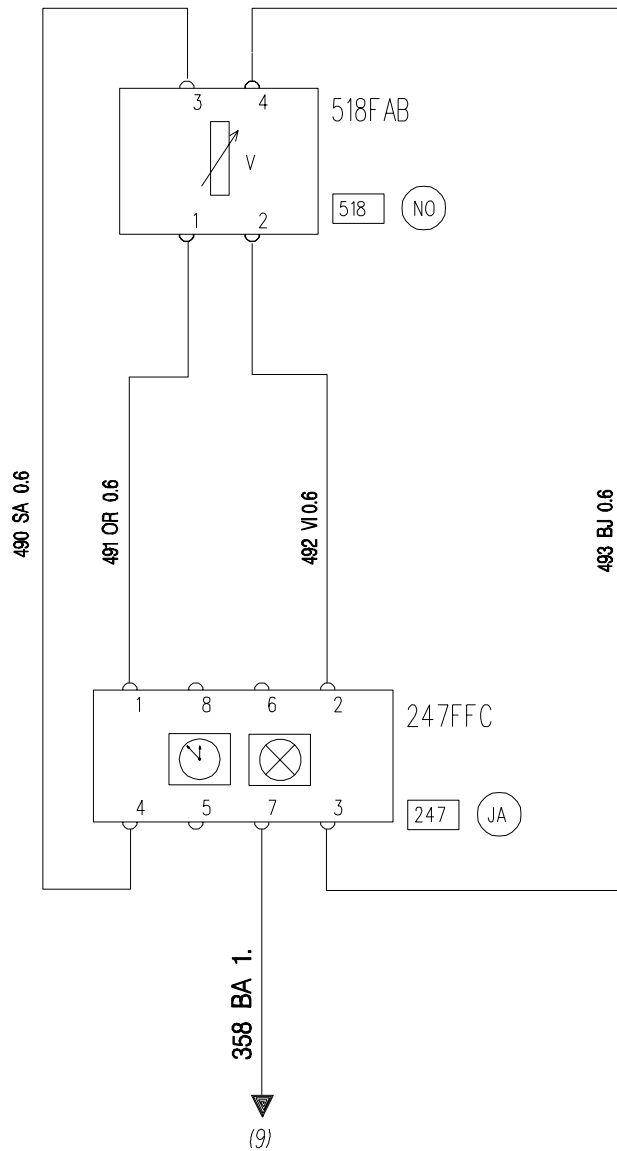
KEY TO EARTHES

Item	Assignment
M10	Driver's side electrical earth



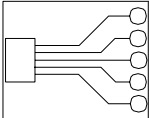
SPEED SENSOR WITH TACHOGRAPH

MASCOTT



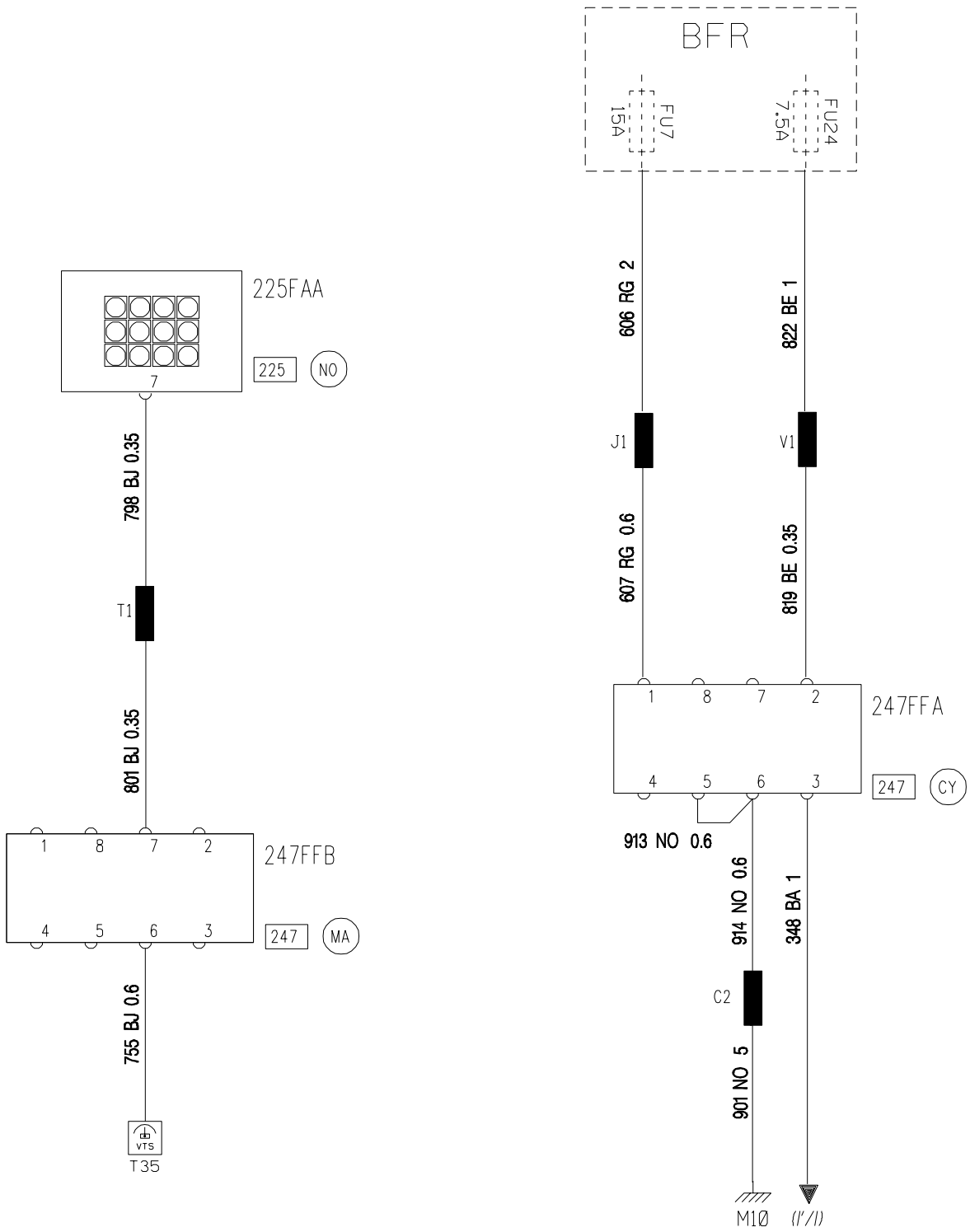
KEY TO APPLIANCES

Item	Assignment
247 FFC	Instrument panel without tachograph
518 FAB	Vehicle speed sensor with tachograph



TACHOGRAPH

MASCOTT



KEY TO APPLIANCES

Item	Assignment
225 FAA	Diagnostics socket "OBD2"
247 FFA	Instrument panel with tachograph
247 FFB	Instrument panel with tachograph

KEY TO WARNING LAMPS

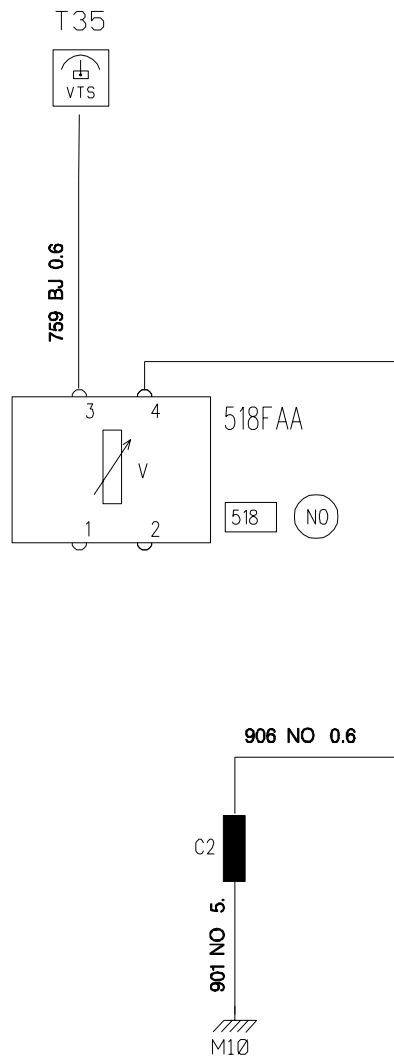
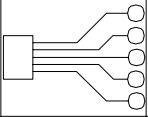
Item	Assignment
T35	Speedometer

KEY TO EARTHS

Item	Assignment
M10	Driver's side electrical earth

SPEED SENSOR WITHOUT TACHOGRAPH

MASCOTT



KEY TO APPLIANCES

Item	Assignment
518 FAA	Vehicle speed sensor without tachograph

KEY TO WARNING LAMPS

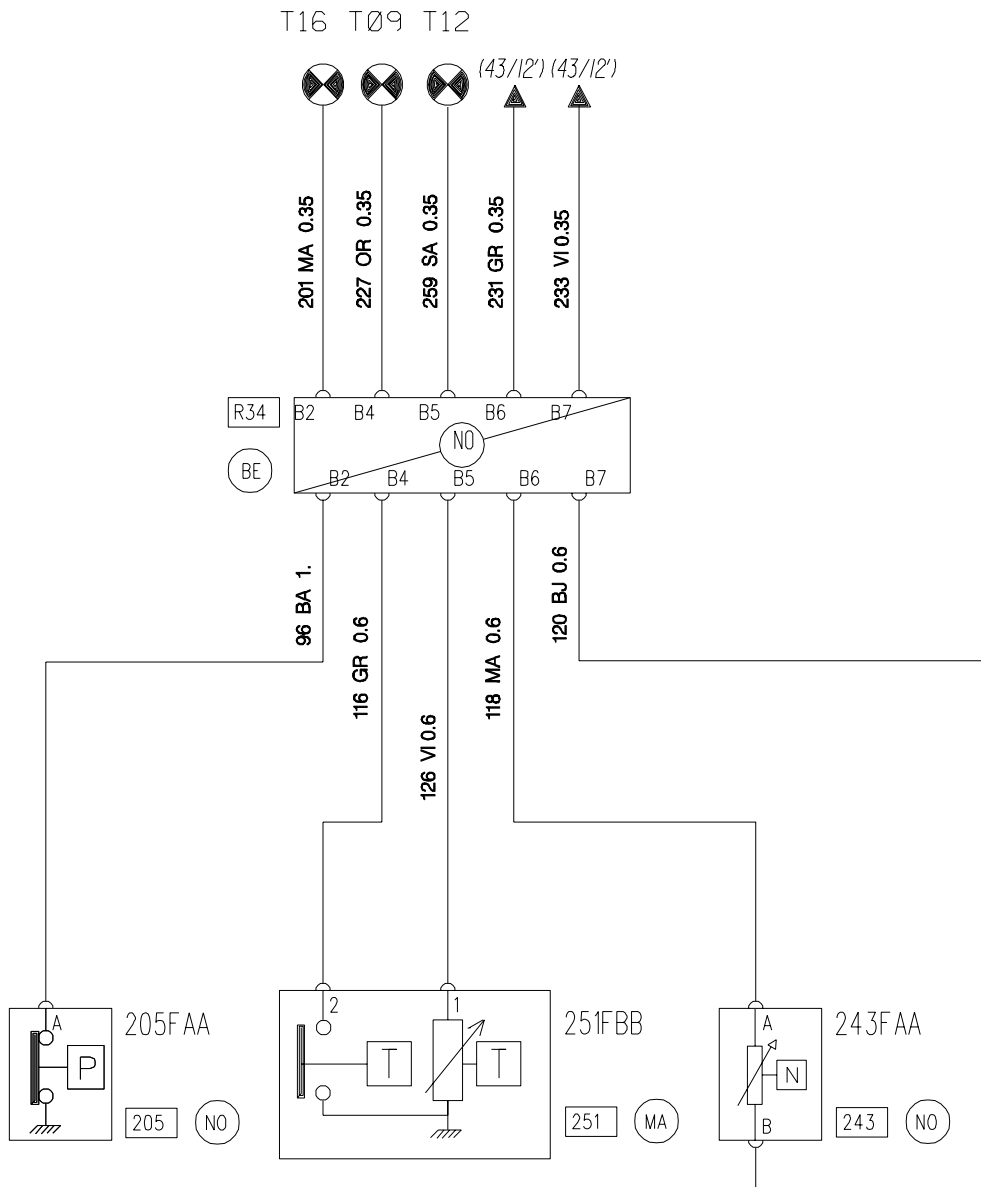
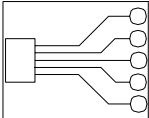
Item	Assignment
T35	Speedometer

KEY TO EARTHS

Item	Assignment
M10	Driver's side electrical earth

ENGINE OIL AND COOLING CIRCUIT
TEMPERATURE GAUGE

MASCOTT



KEY TO APPLIANCES

Item	Assignment
205 FAA	Engine oil pressure sensor
243 FAA	Engine oil level sensor
251 FBB	Engine cooling circuit temperature sensor

KEY TO CONNECTORS

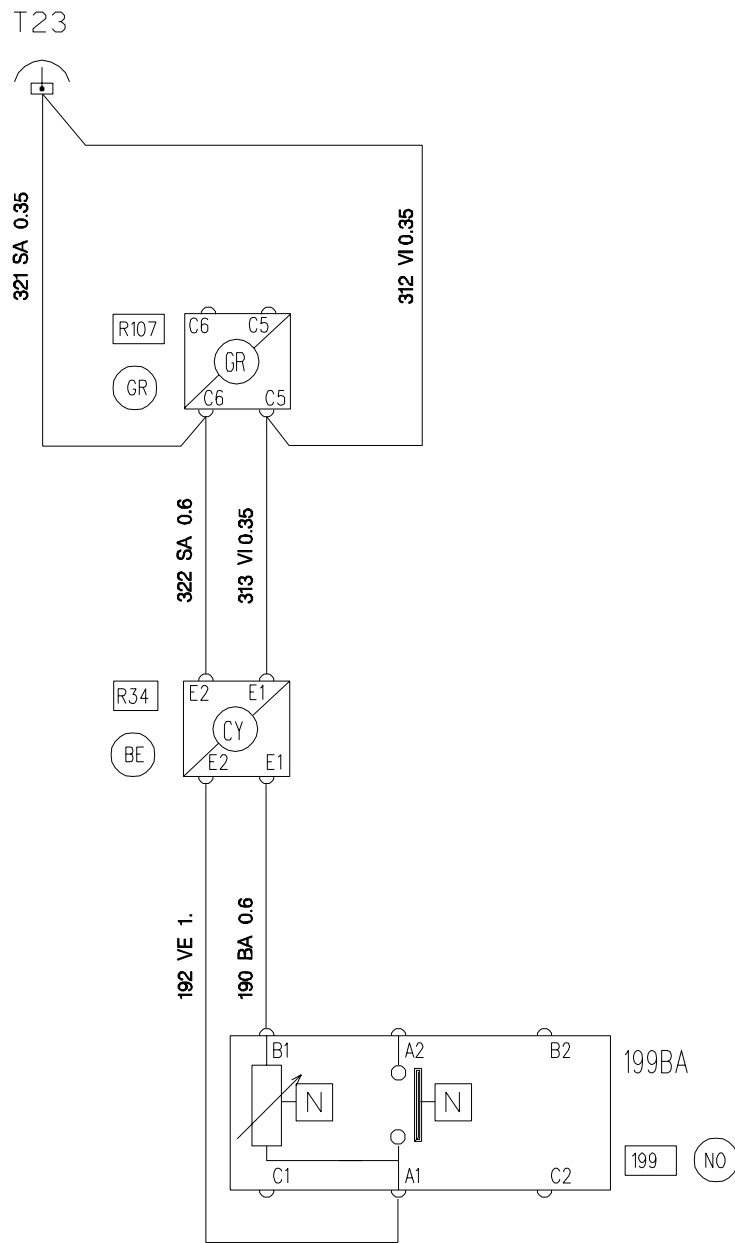
Item	Assignment
R34	Dashboard wiring harness -> engine wiring harness

KEY TO WARNING LAMPS

Item	Assignment
T09	Engine cooling circuit temperature "Alert" warning lamp
T12	Engine cooling circuit temperature gauge
T16	Engine oil pressure "Alert" warning lamp

FUEL LEVEL GAUGE

MASCOTT



KEY TO APPLIANCES

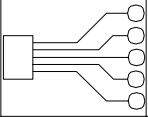
Item	Assignment
199 BA	Fuel level sender

KEY TO CONNECTORS

Item	Assignment
R34	Dashboard wiring harness -> engine wiring harness

KEY TO WARNING LAMPS

Item	Assignment
T23	Fuel level gauge

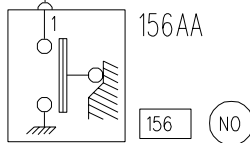


PARKING BRAKE INDICATOR

MASCOTT

T10

188 MA 0.6

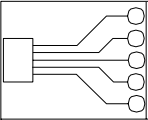


KEY TO APPLIANCES

Item	Assignment
156 AA	Parking brake indicator switch

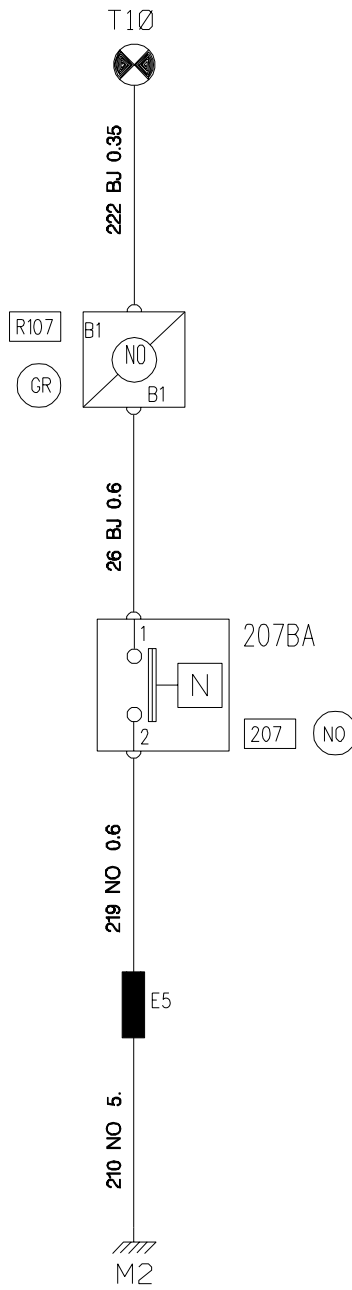
KEY TO WARNING LAMPS

Item	Assignment
T10	Parking brake / brake fluid level "Alert" warning lamp



BRAKE FLUID LEVEL

MASCOTT



KEY TO APPLIANCES

Item	Assignment
207 BA	Brake fluid level switch

KEY TO CONNECTORS

Item	Assignment
R107	Parking brake / brake fluid level "Alert" warning lamp

KEY TO WARNING LAMPS

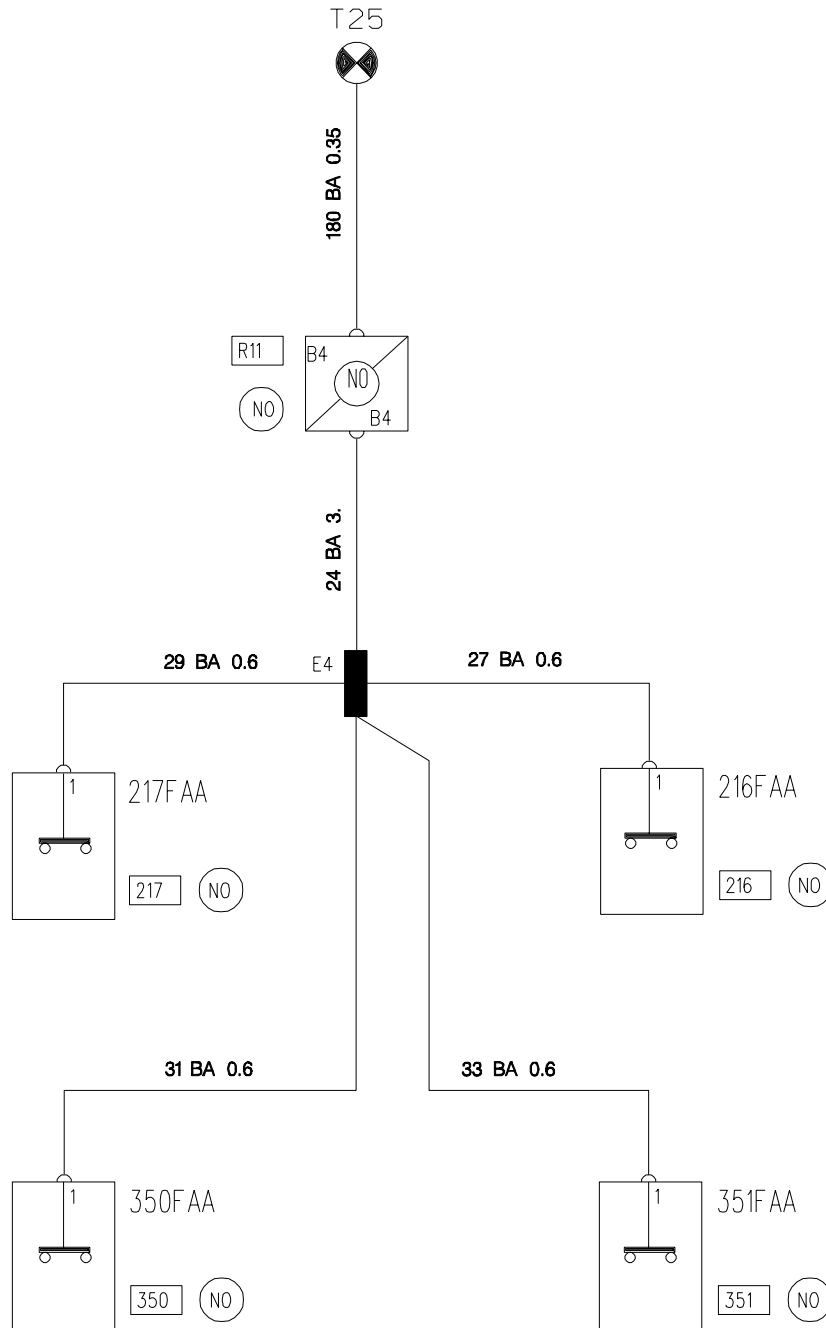
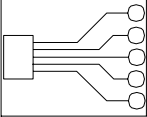
Item	Assignment
T10	Parking brake / brake fluid level "Alert" warning lamp

KEY TO EARTHES

Item	Assignment
M2	Driver's side front end electrical earth

VAN BRAKE PADS WEAR

MASCOTT



KEY TO APPLIANCES

Item	Assignment
216 FAA	RH front brake pads wear switch
217 FAA	LH front brake pads wear switch
350 FAA	LH rear brake pads wear switch
351 FAA	RH rear brake pads wear switch

KEY TO CONNECTORS

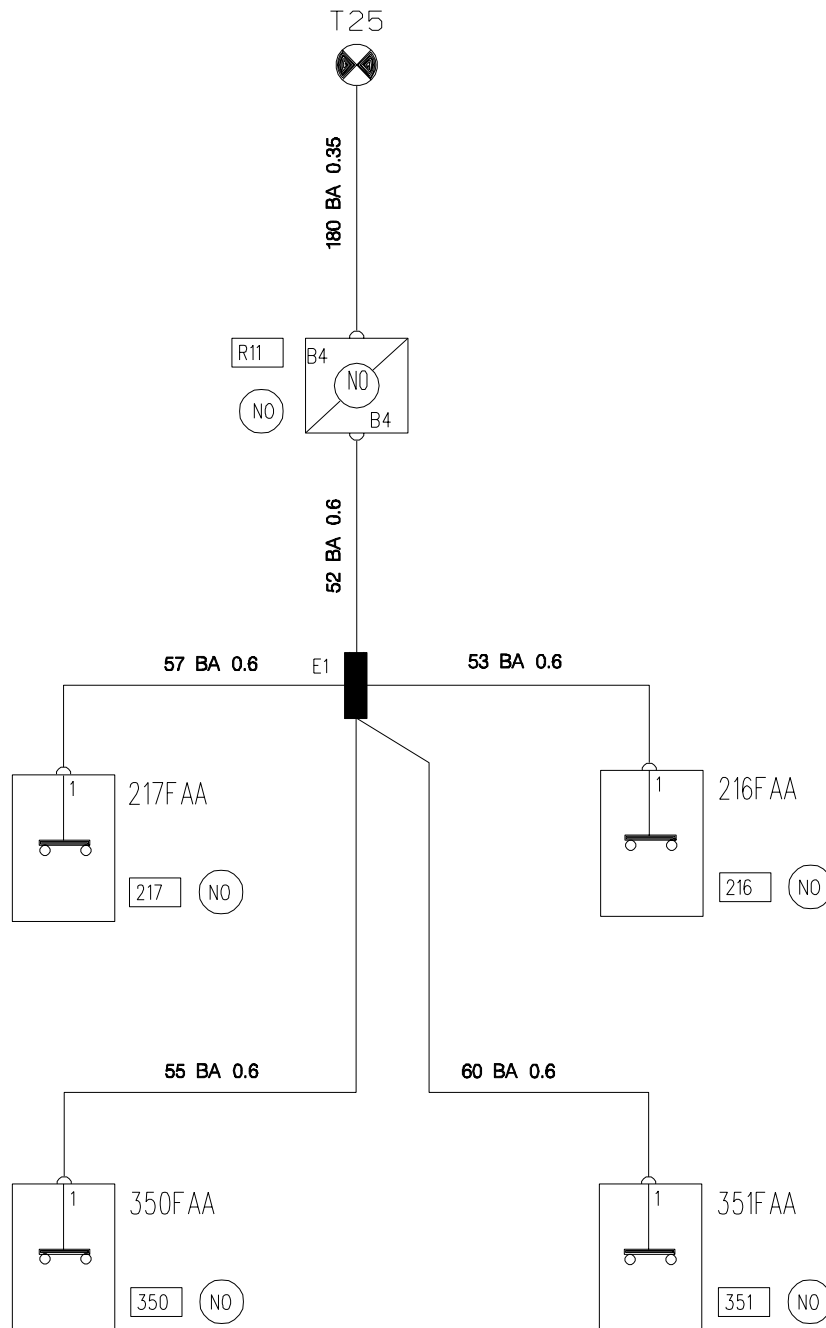
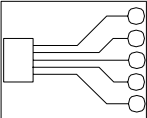
Item	Assignment
R11	Dashboard wiring harness -> chassis wiring harness

KEY TO WARNING LAMPS

Item	Assignment
T25	Brake pads wear warning light

CHASSIS BRAKE PADS WEAR

MASCOTT



KEY TO APPLIANCES

Item	Assignment
216 FAA	RH front brake pads wear switch
217 FAA	LH front brake pads wear switch
350 FAA	LH rear brake pads wear switch
351 FAA	RH rear brake pads wear switch

KEY TO CONNECTORS

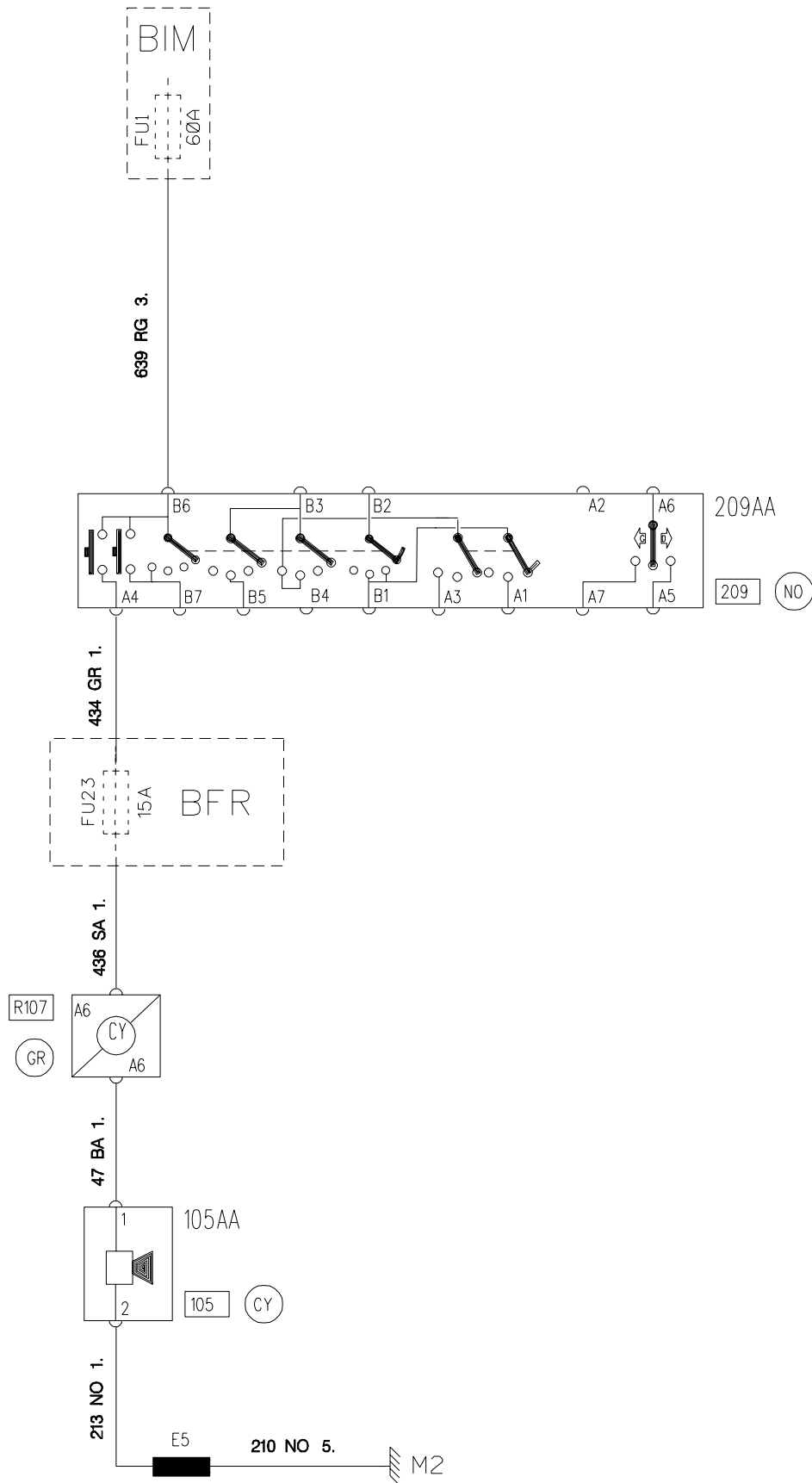
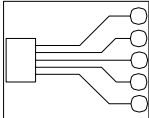
Item	Assignment
R11	Dashboard wiring harness -> chassis wiring harness

KEY TO WARNING LAMPS

Item	Assignment
T25	Brake pads wear warning light

HORN
(WITHOUT OPTIONS)

MASCOTT



KEY TO APPLIANCES

Item	Assignment
105 AA	Horn
209 AA	Lighting rotary switch

KEY TO CONNECTORS

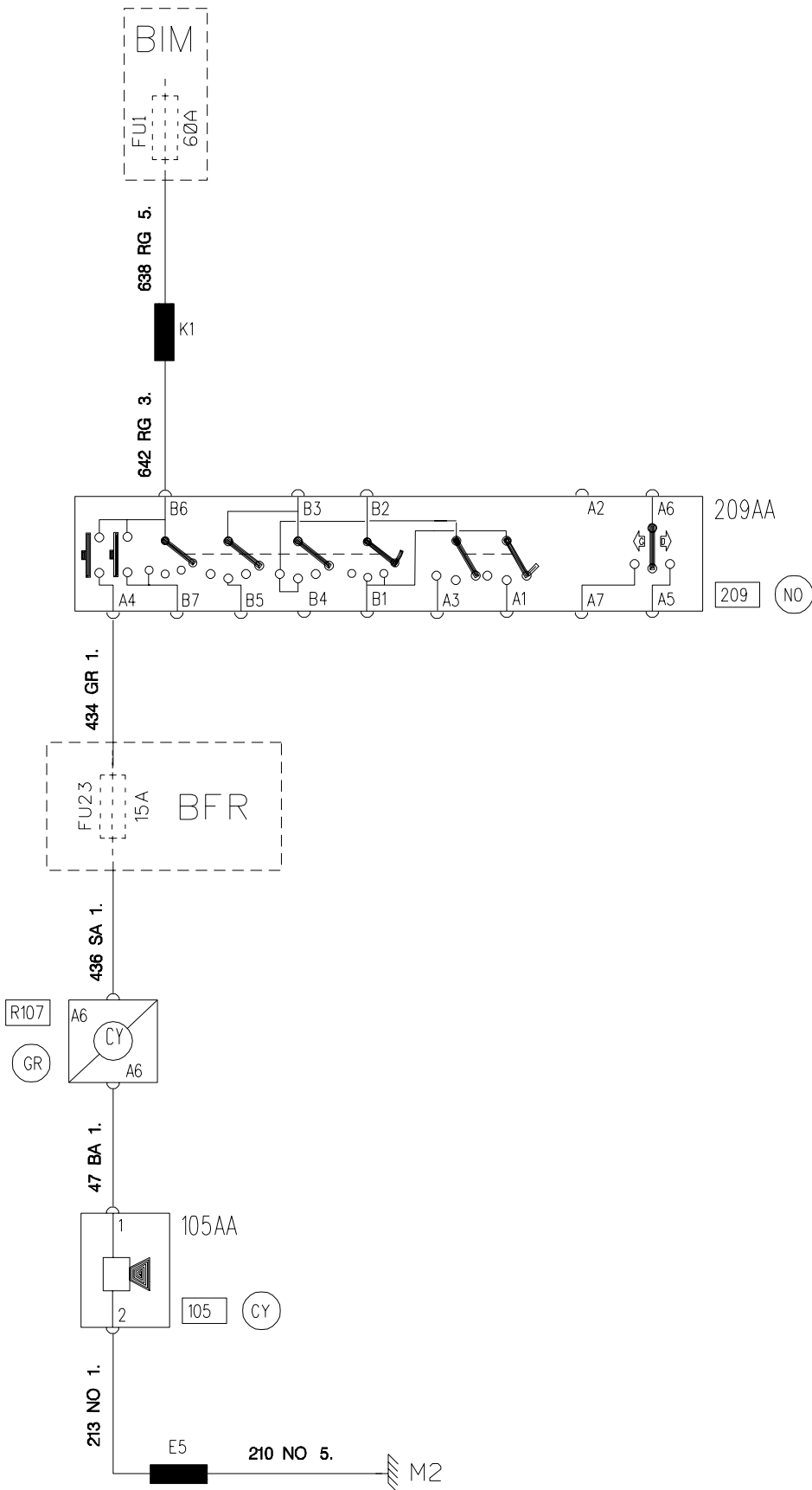
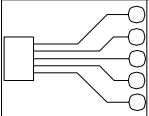
Item	Assignment
R107	Dashboard wiring harness -> front end wiring harness

KEY TO WARNING LAMPS

Item	Assignment
M2	Driver's side front end electrical earth

HORN
(WITH OPTIONS)

MASCOTT



KEY TO APPLIANCES

Item	Assignment
105 AA	Horn
209 AA	Lighting rotary switch

KEY TO CONNECTORS

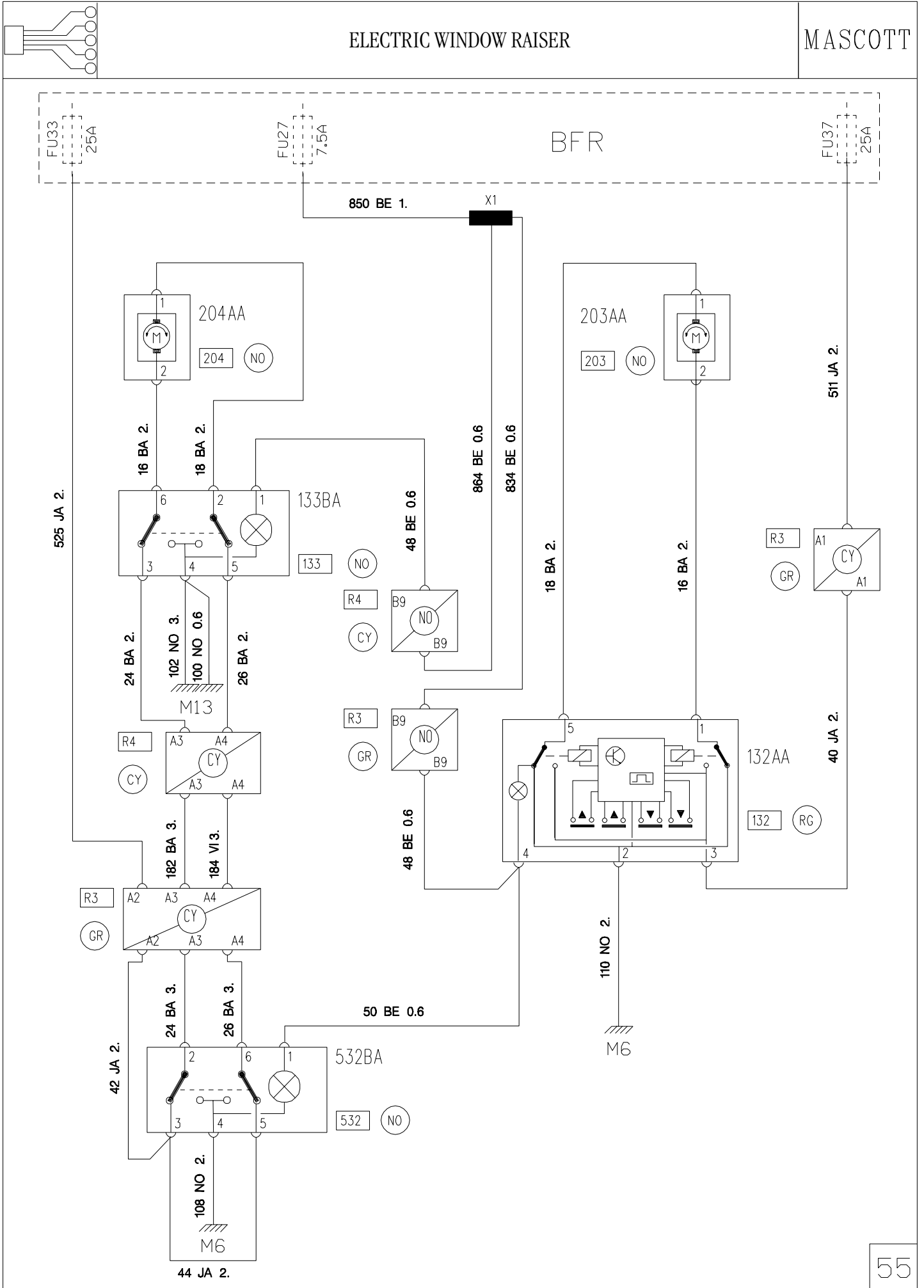
Item	Assignment
R107	Dashboard wiring harness -> front end wiring harness

KEY TO WARNING LAMPS

Item	Assignment
M2	Driver's side front end electrical earth

ELECTRIC WINDOW RAISER

MASCOTT



KEY TO APPLIANCES

Item	Assignment
132 AA	Driver's window raiser control
133 BA	Passenger's window raiser control (passenger's side)
203 AA	Passenger's electric window raiser motor
204 AA	Driver's electric window raiser motor
532 BA	Passenger's window raiser control (driver's side)

KEY TO CONNECTORS

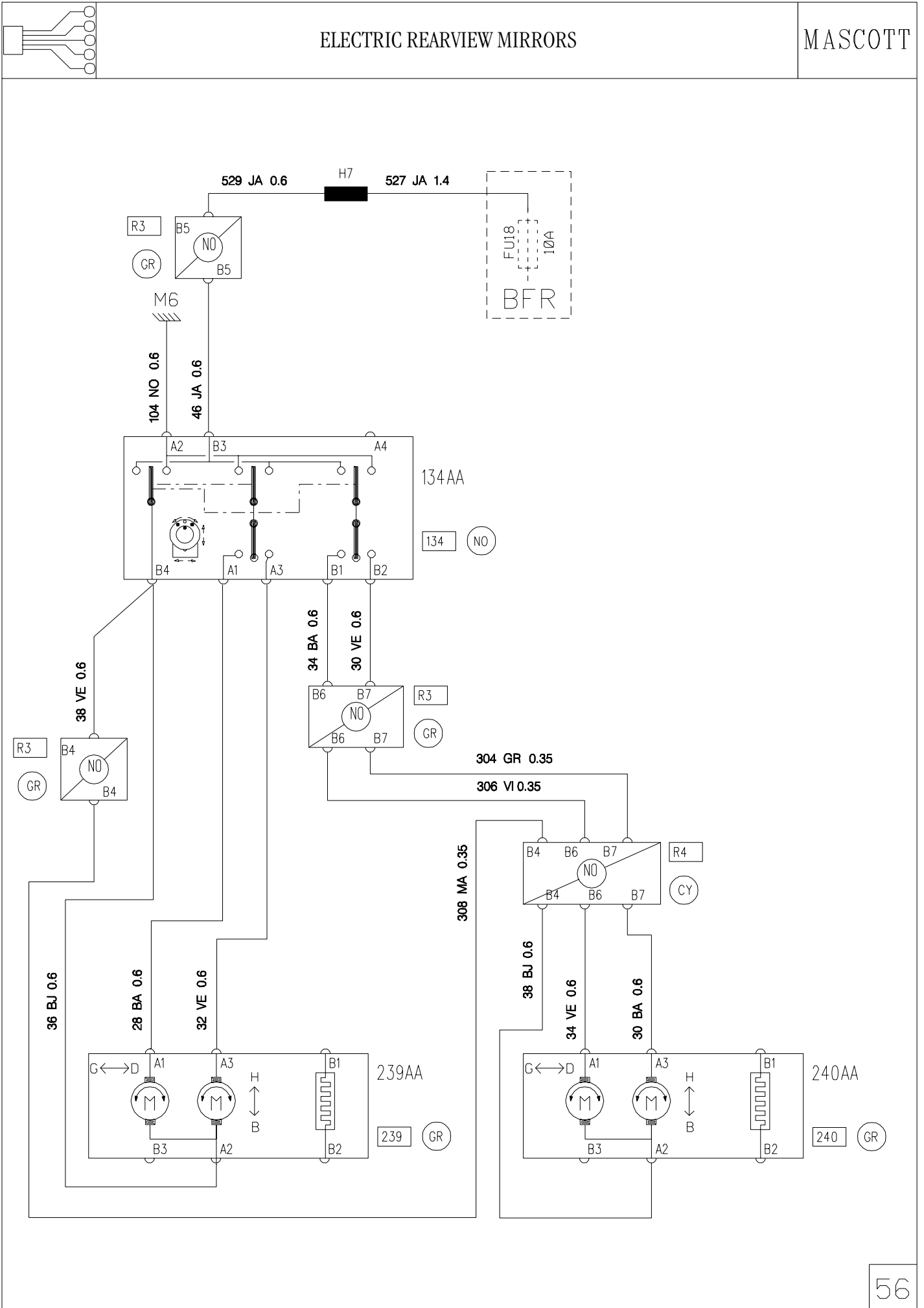
Item	Assignment
R3	Dashboard wiring harness -> driver's door wiring harness
R4	Dashboard wiring harness -> passenger's door wiring harness

KEY TO EARTHS

Item	Assignment
M6	Driver's side electrical earth
M13	Passenger's door electrical earth

ELECTRIC REARVIEW MIRRORS

MASCOTT



KEY TO APPLIANCES

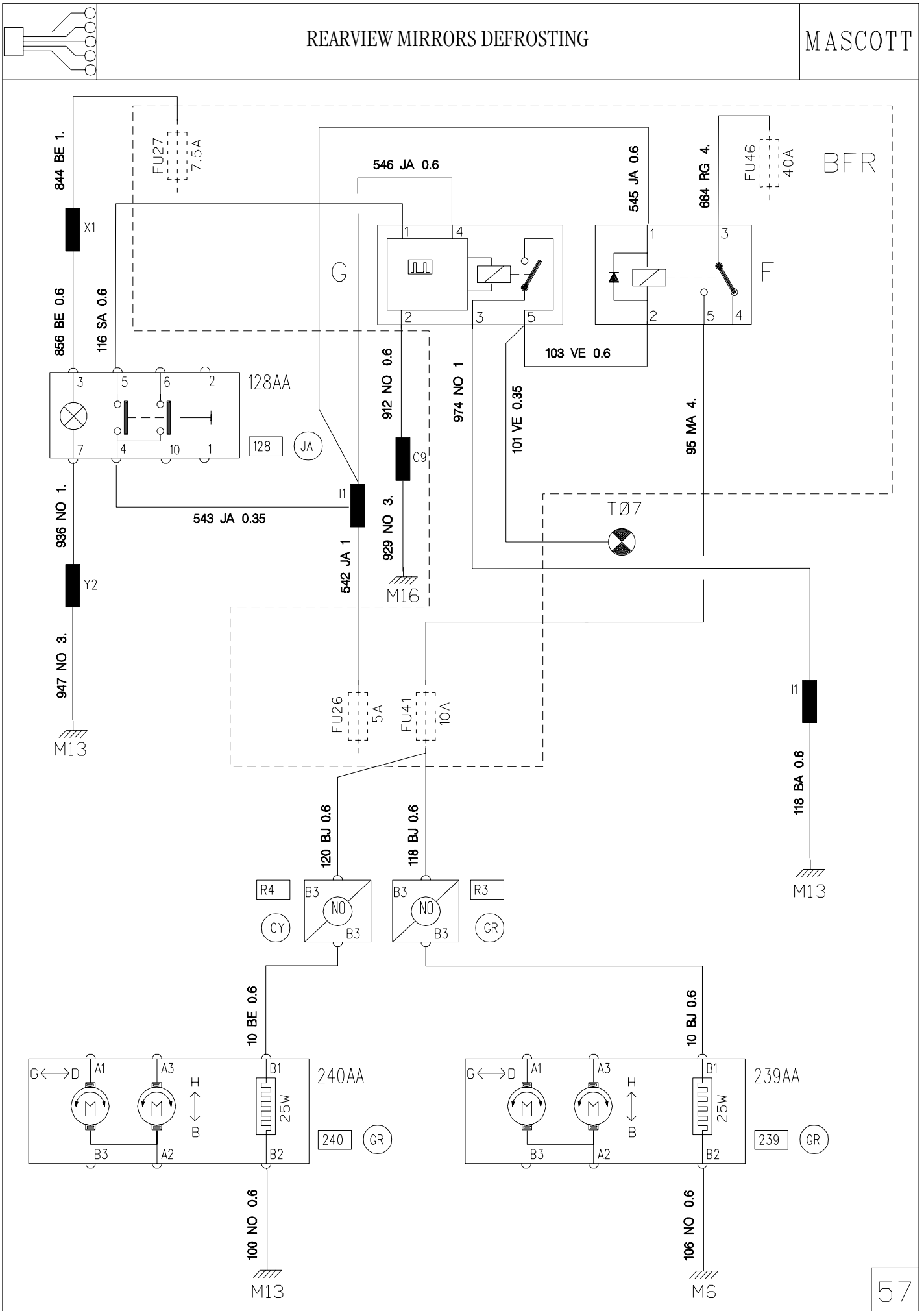
Item	Assignment
134 AA	Exterior rearview mirrors swivelling control, LH drive
239 AA	Driver's swivelling defrosting rearview mirror
240 AA	Passenger's swivelling defrosting rearview mirror

KEY TO CONNECTORS

Item	Assignment
R3	Dashboard wiring harness -> driver's door wiring harness
R4	Dashboard wiring harness -> passenger's door wiring harness

REARVIEW MIRRORS DEFROSTING

MASCOTT



KEY TO APPLIANCES

Item	Assignment
128 AA	Rearview mirrors defrosting control
239 AA	Driver's swivelling defrosting rearview mirror
240 AA	Passenger's swivelling defrosting rearview mirror
BFR F	Rearview mirror defrosting resistance relay
BFR G	Rearview mirror defrosting time-delay relay

KEY TO CONNECTORS

Item	Assignment
R3	Dashboard wiring harness -> driver's door wiring harness
R4	Dashboard wiring harness -> passenger's door wiring harness

KEY TO WARNING LAMPS

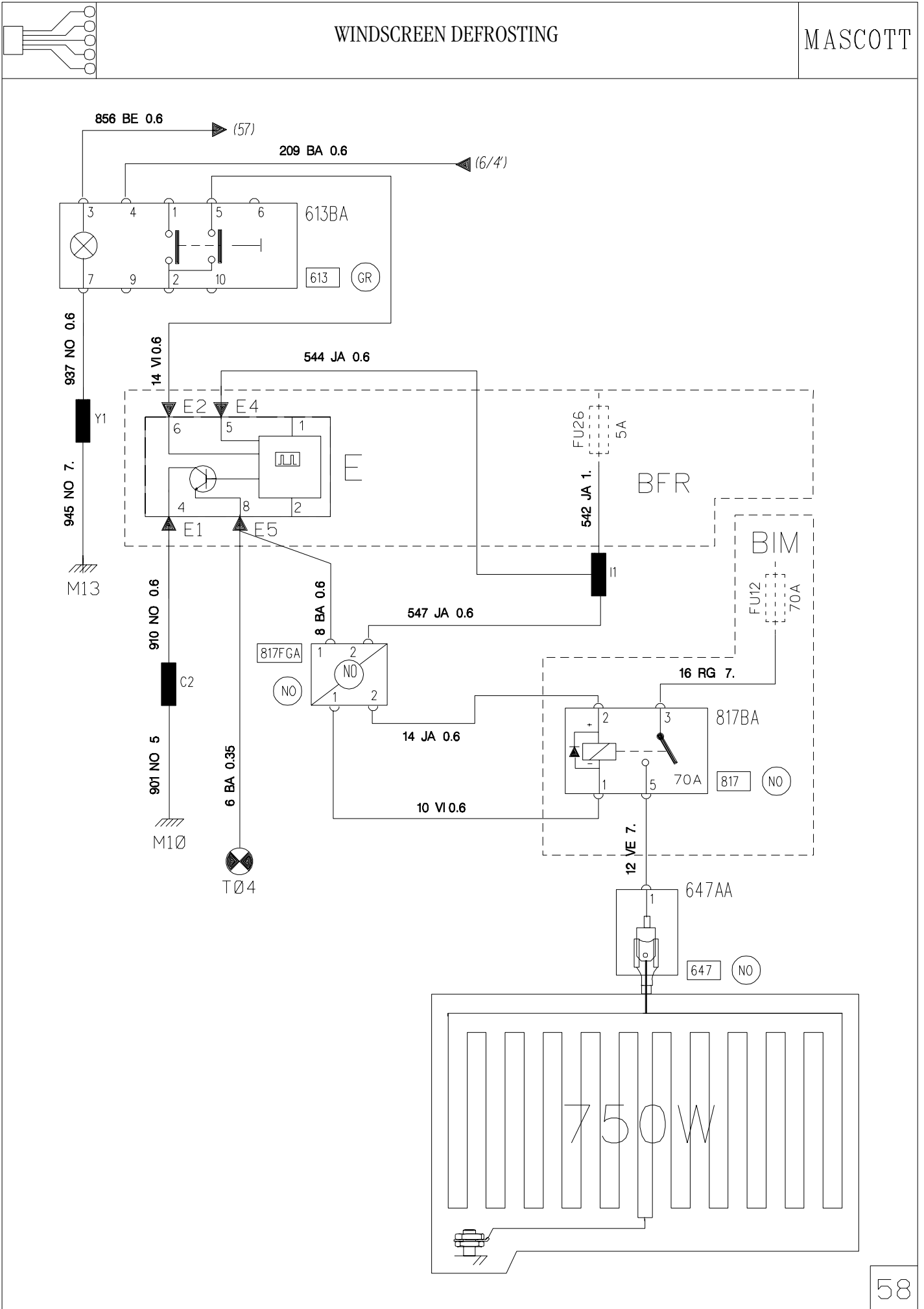
Item	Assignment
T07	Rearview mirrors and rear window defrosting warning lamp

KEY TO EARTHS

Item	Assignment
M6	Driver's side electrical earth
M13	Passenger's door electrical earth

WINDSCREEN DEFROSTING

MASCOTT



KEY TO APPLIANCES

Item	Assignment
613 BA	Windscreen defrosting control
647 AA	Windscreen defrosting resistor
817 FGA	Windscreen defrosting resistance relay
BFR E	Windscreen defrosting time-delay relay

KEY TO CONNECTORS

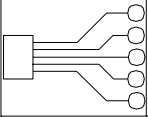
Item	Assignment
817 FGB	Heated windscreen hook-up connector

KEY TO WARNING LAMPS

Item	Assignment
T04	Windscreen defrosting warning lamp

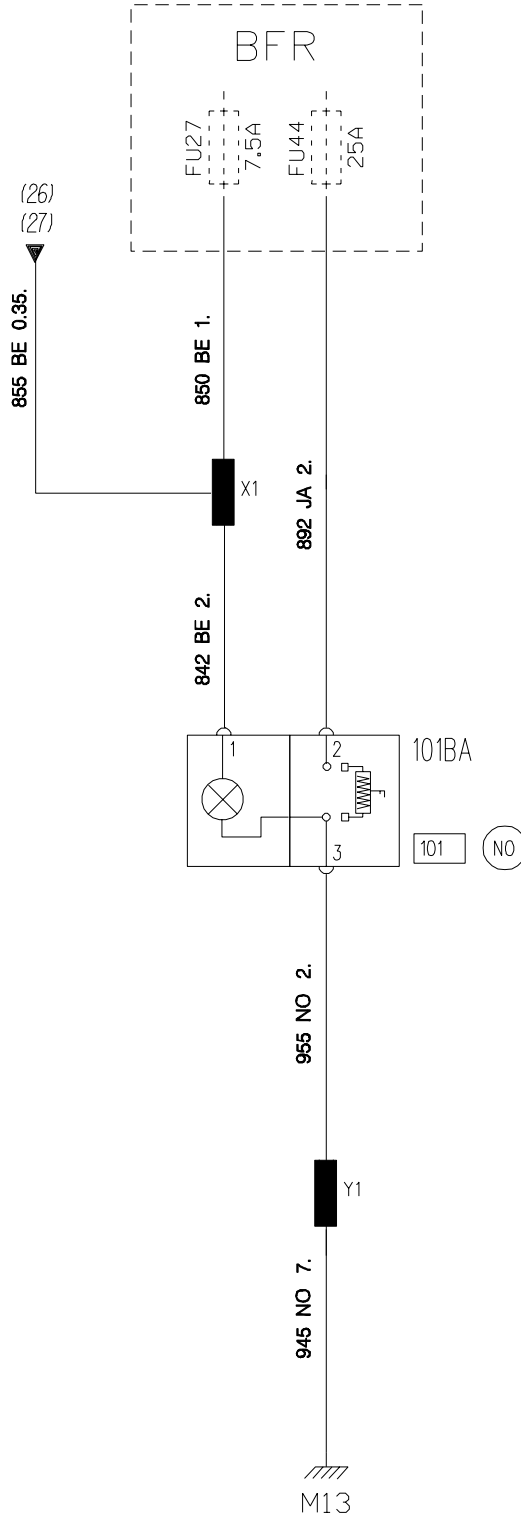
KEY TO EARTHS

Item	Assignment
M10	Driver's side electrical earth
M13	Passenger's door electrical earth



CIGAR LIGHTER

MASCOTT



KEY TO APPLIANCES

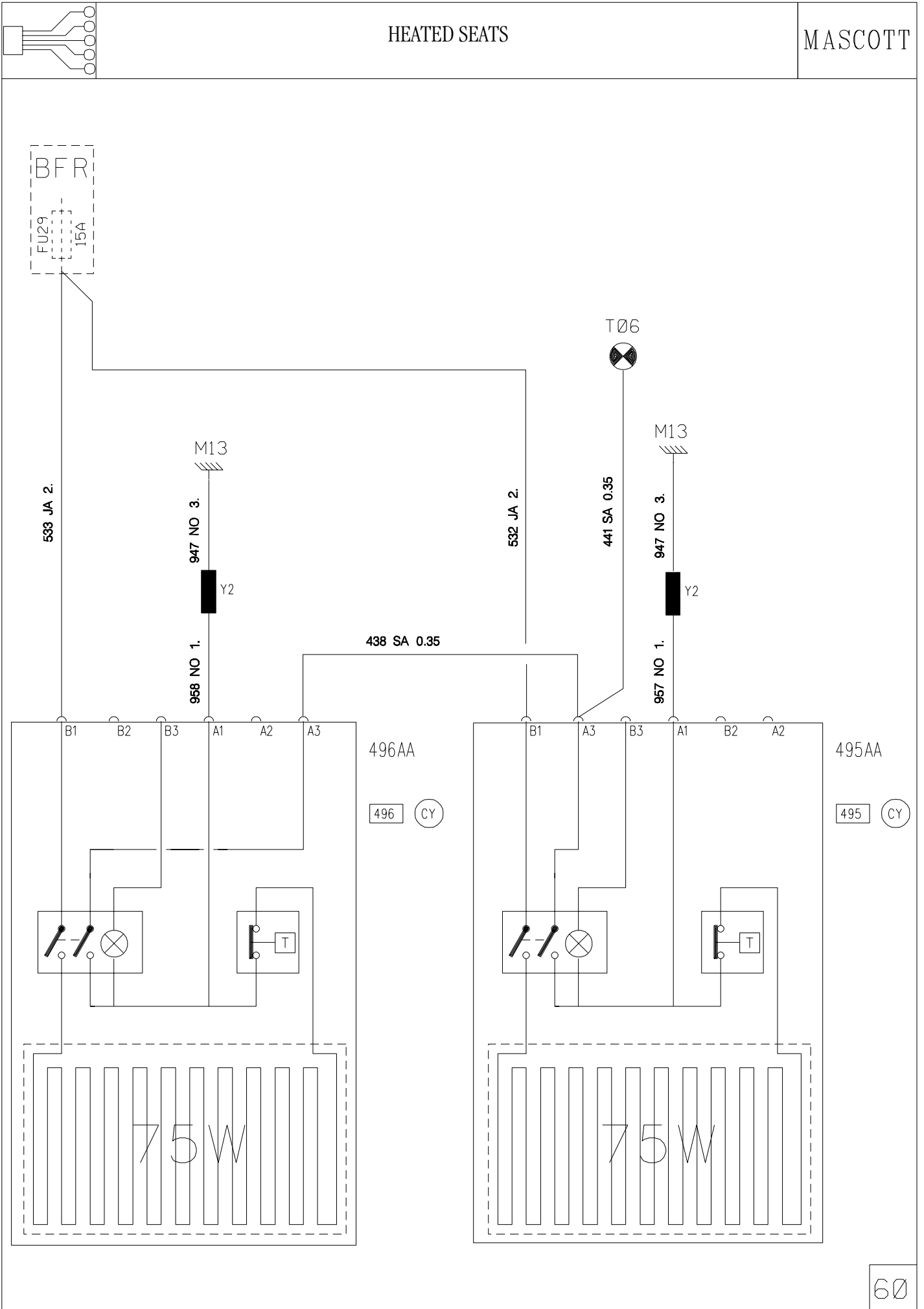
Item	Assignment
101 BA	Cigar lighter

KEY TO EARTHS

Item	Assignment
M13	Passenger's door electrical earth

HEATED SEATS

MASCOTT



KEY TO APPLIANCES

Item	Assignment
495 AA	Passenger's heated seat
496 AA	Driver's heated seat

KEY TO WARNING LAMPS

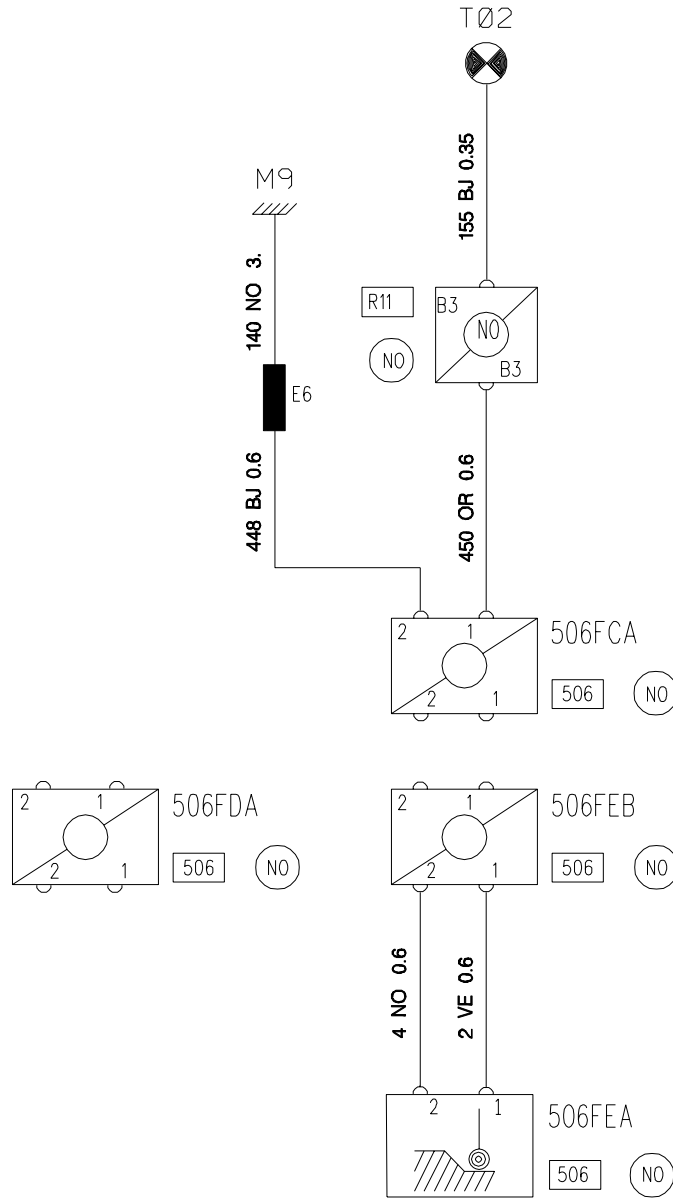
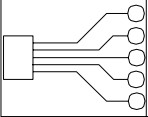
Item	Assignment
T06	Heated seats warning lamp

KEY TO EARTHS

Item	Assignment
M13	Passenger's door electrical earth

INTER-WHEEL DIFF. LOCK

MASCOTT



KEY TO APPLIANCES

Item	Assignment
506 FCA	Inter-wheel diff. lock hook-up connector
506 FEA	Inter-wheel diff. lock switch
506 FEB	Inter-wheel diff. lock hook-up connector
506 FDA	Without inter-wheel diff. lock switch plug

KEY TO CONNECTORS

Item	Assignment
R11	Dashboard wiring harness -> chassis wiring harness

KEY TO WARNING LAMPS

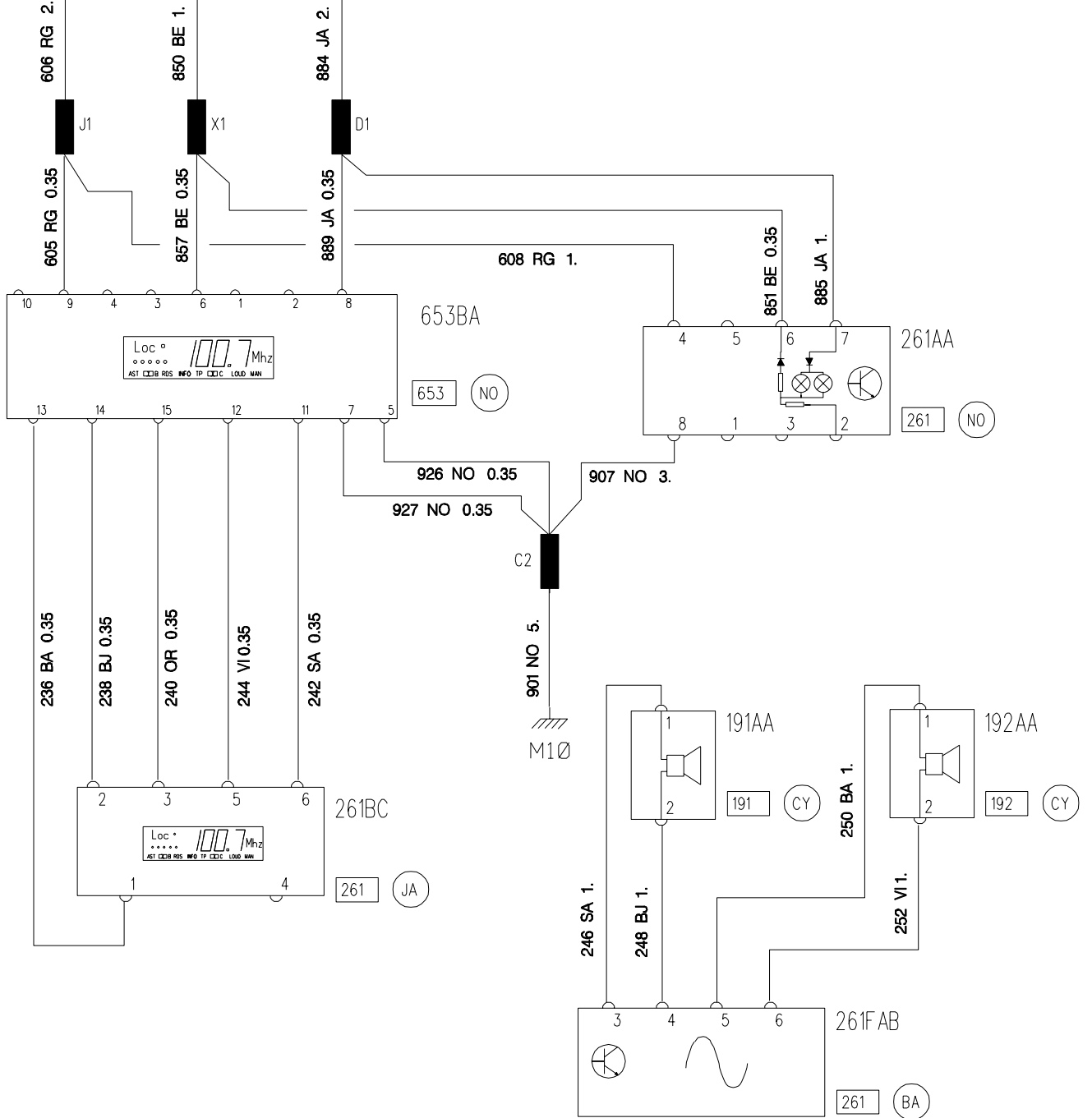
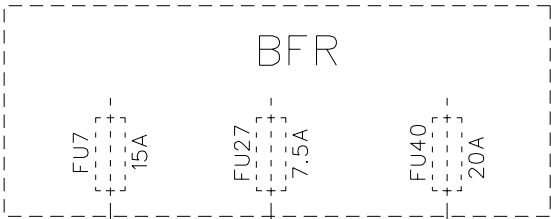
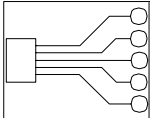
Item	Assignment
T02	Inter-wheel diff. lock "Information" tell-tale lamp

KEY TO EARTHS

Item	Assignment
M9	Chassis frame earth

RADIO

MASCOTT



KEY TO APPLIANCES

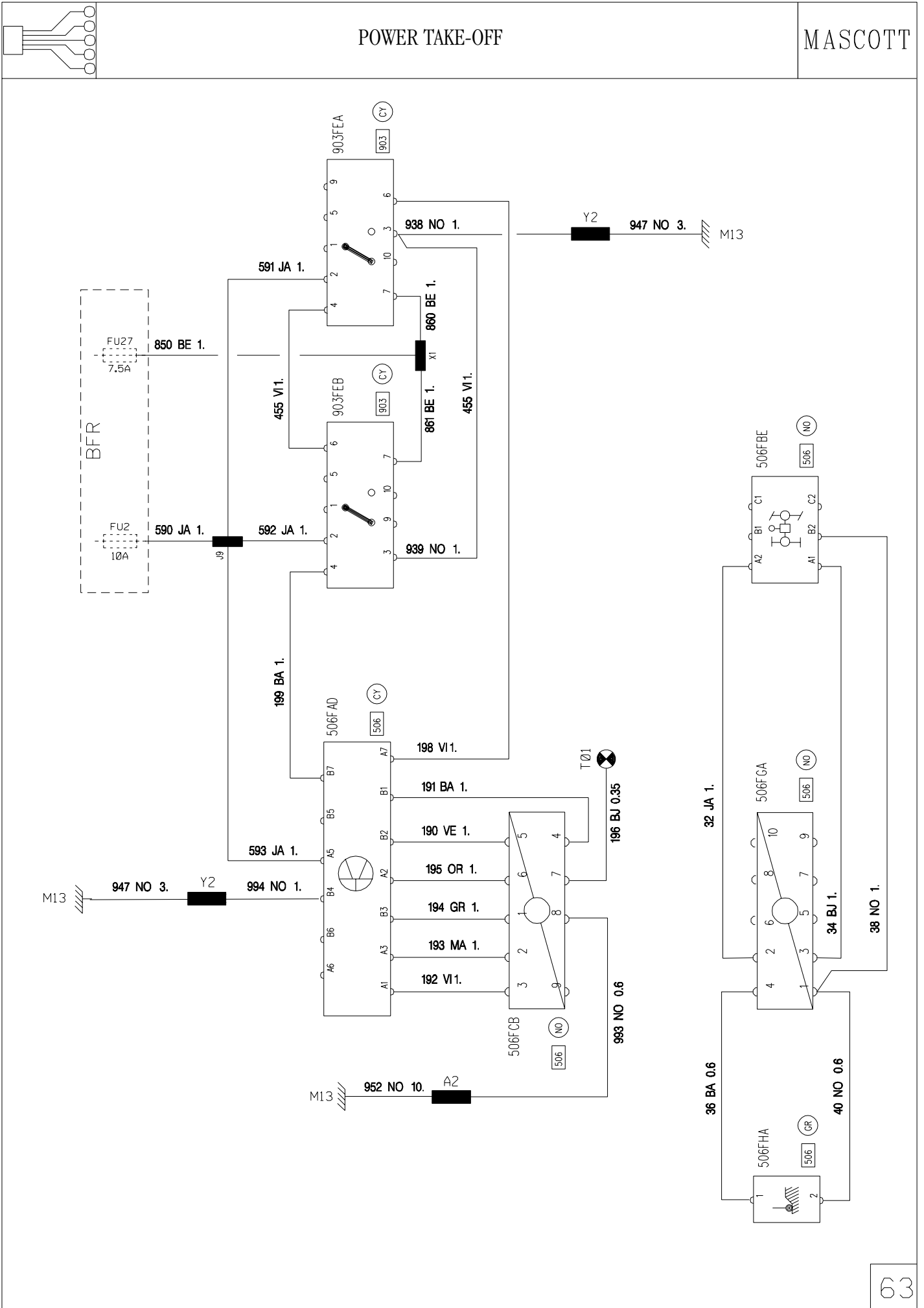
Item	Assignment
191 AA	RH front loudspeaker
192 AA	LH front loudspeaker
261 AA	Radio (power supply)
261 BC	Radio (steering wheel fingertip control)
261 FAB	Radio (loudspeakers)
653 BA	Radio (display)

KEY TO EARTHS

Item	Assignment
M10	Driver's side electrical earth

POWER TAKE-OFF

MASCOTT



KEY TO APPLIANCES

Item	Assignment
506 FAD	PTO safety box
506 FHA	PTO switch
506 FBE	Power take-off
903 FEB	PTO control with built-in warning light
903 FEA	PTO control with built-in warning light

KEY TO CONNECTORS

Item	Assignment
506 FCB	PTO hook-up connector

KEY TO WARNING LAMPS

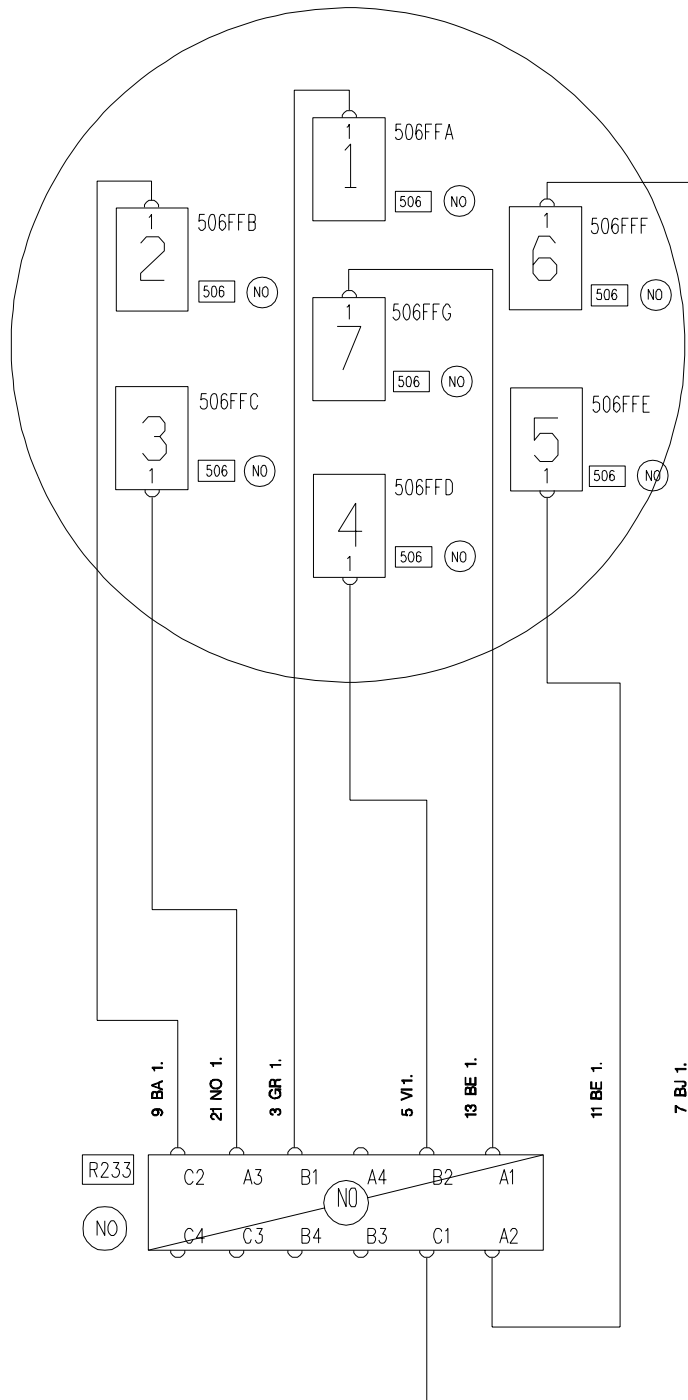
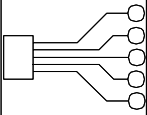
Item	Assignment
T01	PTO "Information" tell-tale lamp

KEY TO EARTHS

Item	Assignment
M13	Passenger's door electrical earth

TRAILER SOCKET

MASCOTT



KEY TO APPLIANCES

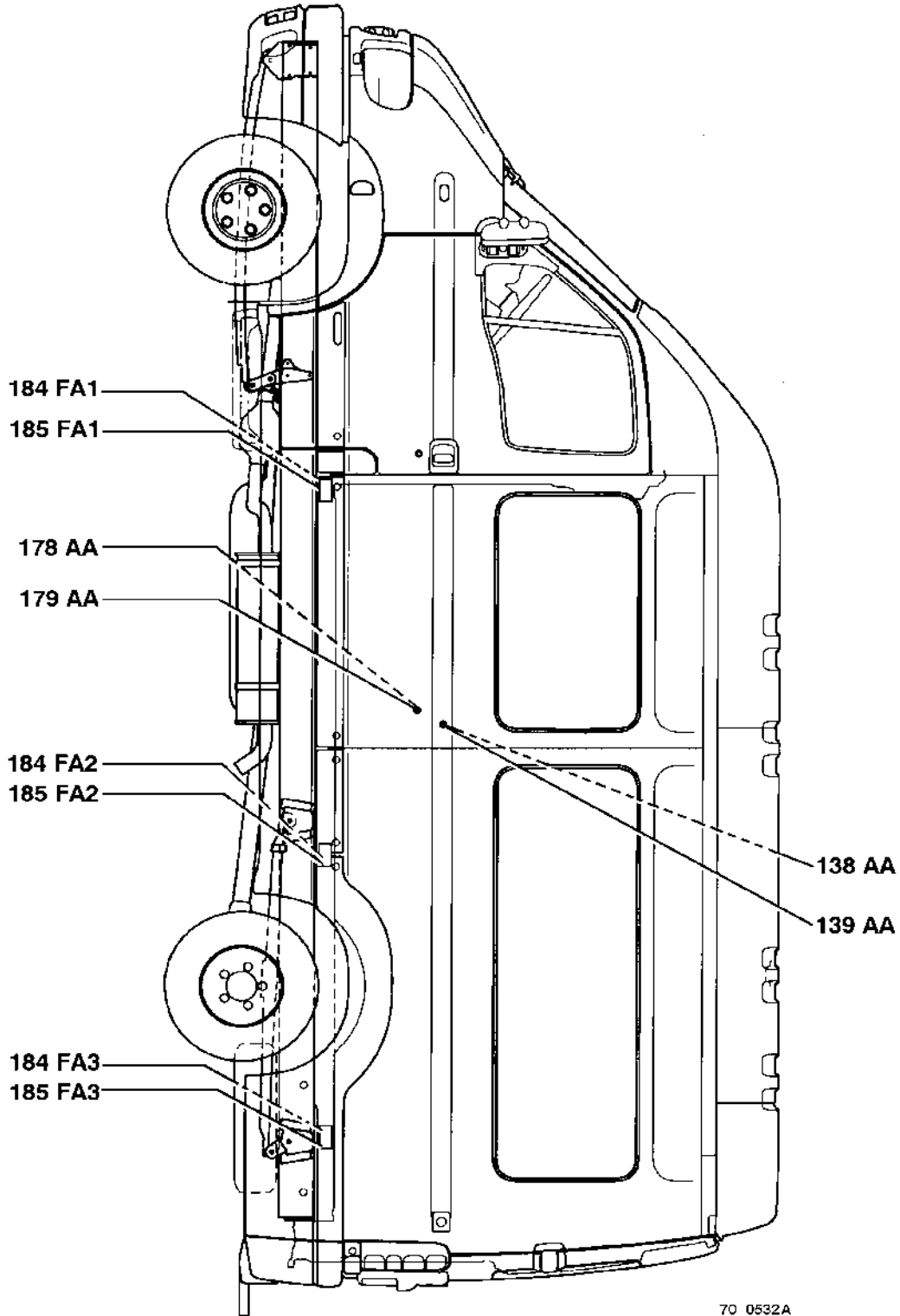
Item	Assignment
508 CA	Rear door overhead lamp
520 CA	RH & LH side door overhead lamp

KEY TO CONNECTORS

Item	Assignment
R158	Roof RH rear wiring harness -> dashboard wiring harness
R260	Roof LH rear wiring harness -> dashboard wiring harness

LOCATION OF APPLIANCES

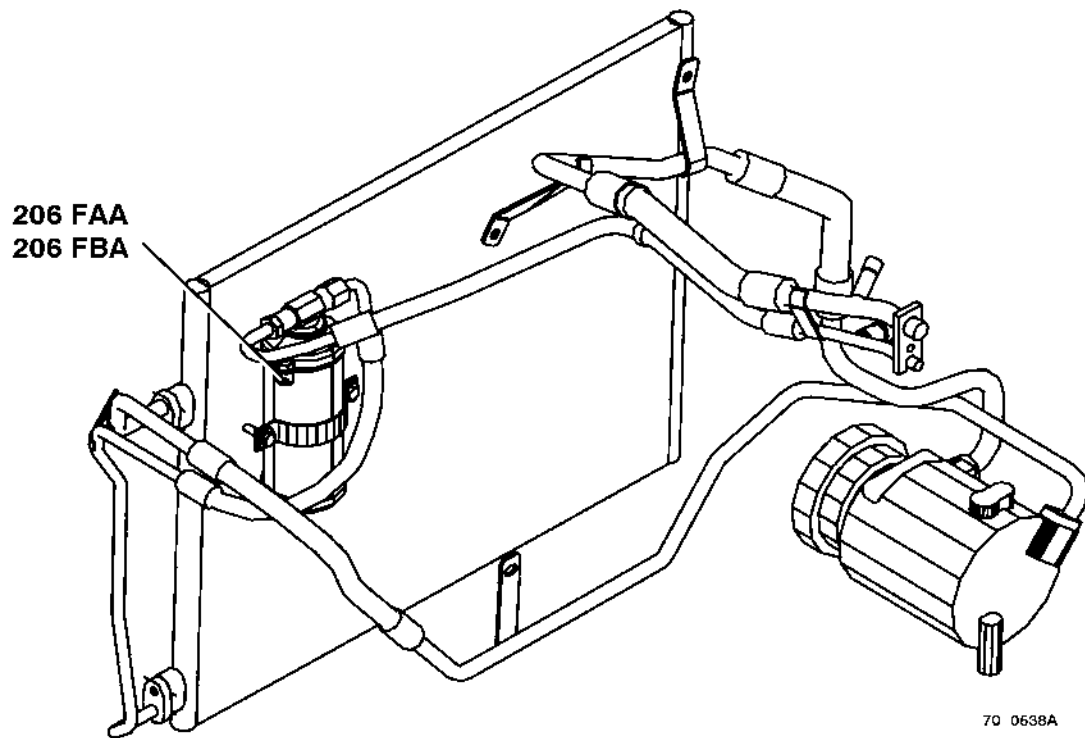
Plate 18



70 0532A

KEY TO APPLIANCES

Item	Assignment
138 AA	RH side door electric striker
139 AA	LH side door electric striker
178 AA	RH side door switch
179 AA	LH side door switch
184 FA1	RH marker lamp
184 FA2	RH marker lamp
184 FA3	RH marker lamp
185 FA1	LH marker lamp
185 FA2	LH marker lamp
185 FA3	LH marker lamp

LOCATION OF APPLIANCES**Plate 19**

KEY TO APPLIANCES

Item	Assignment
206 FAA	3-level air conditioning pressure controller
206 FBA	3-level air conditioning pressure controller

FUSES

	FU1-10A APV	FU2-10A 	FU3-10A APV	FU4-30A
	FU5-25A 	FU6-10A 	FU7-15A 	FU8-30A
	FU9-30A 	FU10-10A 	FU11-7,5A 	FU12-25A
	FU13-10A 	FU14-20A 	FU15 	FU16-25A
	FU17-2A 	FU18-10A 	FU19 	FU20-15A
	FU21-10A 	FU22-5A 	FU23-15A 	FU24-7,5A
	FU25-10A 	FU26-5A 	FU27-7,5A 	FU28
FU45-40A 	FU29-15A ABS +	FU30-20A 	FU31-15A 	FU32-10A
	FU33-25A 	FU34-20A STOP	FU35-30A 	FU36-10A
	FU37-25A 	FU38-7,5A SECURITE	FU39 BLINCK CODE 80CV	FU40-20A
FU46-40A 	FU41-10A 	FU42-15A 	FU43 BLINCK CODE CR	FU44-25A

01 0265

Relay R

Relay Q

Relay P

Relay C

Relay H

Relay J

Relay E

Relay G

Relay K

Relay N

Relay D

Relay F

Relay L
















Relay M

Relay 260FCG

Relay 260FCA









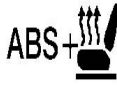




KEY TO FUSES

Table of fuses on connection unit "BFR"

Symbols	Item	Amp.	Assignment	Plates
APV	FU1	10A	Available power supply (12V)	1',1,3',4,5,32
	FU2	10A	PTO electronic box	1',1,3',4,5,63
APV	FU3	10A	Available power supply (after-ignition)	1',1,3',4,5,32
	FU4	30A	"ABS" modulator pump relay	1,1',3',4,5
	FU5	25A	Fuel filter preheater relay 110/130/140/150 common rail fuel-ignition	1,1',3',4,5
	FU6	10A	LH main beam headlamp Main beam headlights warning lamp	1',1,22,23,12',43
	FU7	15A	Overhead lights Tachograph clock	1,1',5',7,34,35,3 6,11',41,42,12'4 3,45,66
	FU8	30A	Power fuse	1,1'
	FU9	30A	Headlamps wash pump	1',1,3',5,39
	FU10	10A	RH main beam headlamp	1',1,22,23
	FU11	7.5A	Fog lamp(s), reversing lamps Fog lights warning lamp Number plate RH lighting	1,1',19,20,21,33
	FU12	25A	"COMMON RAIL" ECU	1',1,8,9,7'
	FU13	10A	Clutch pedal position sensor Stop lights 110/130/140/150 common rail fuel-ignition "FLAMMSTART" preheat plugs relay Fast idling control	1',1,8,9,12,13,1 5,29
	FU14	20A	Windscreen wipe / wash Fuel filter temperature sensor	1',1,3',4,5,8',37, 38
	FU15	-	Available	1',1
	FU16	25A	Doors central locking box	1',1,5',7
	FU17	2A	Electronic anti-theft device	1',1,3',5,5',7
	FU18	10A	"KSB" probe	1',1,3',4,5,5',7,6' ,11',41,42,56,66










KEY TO FUSES

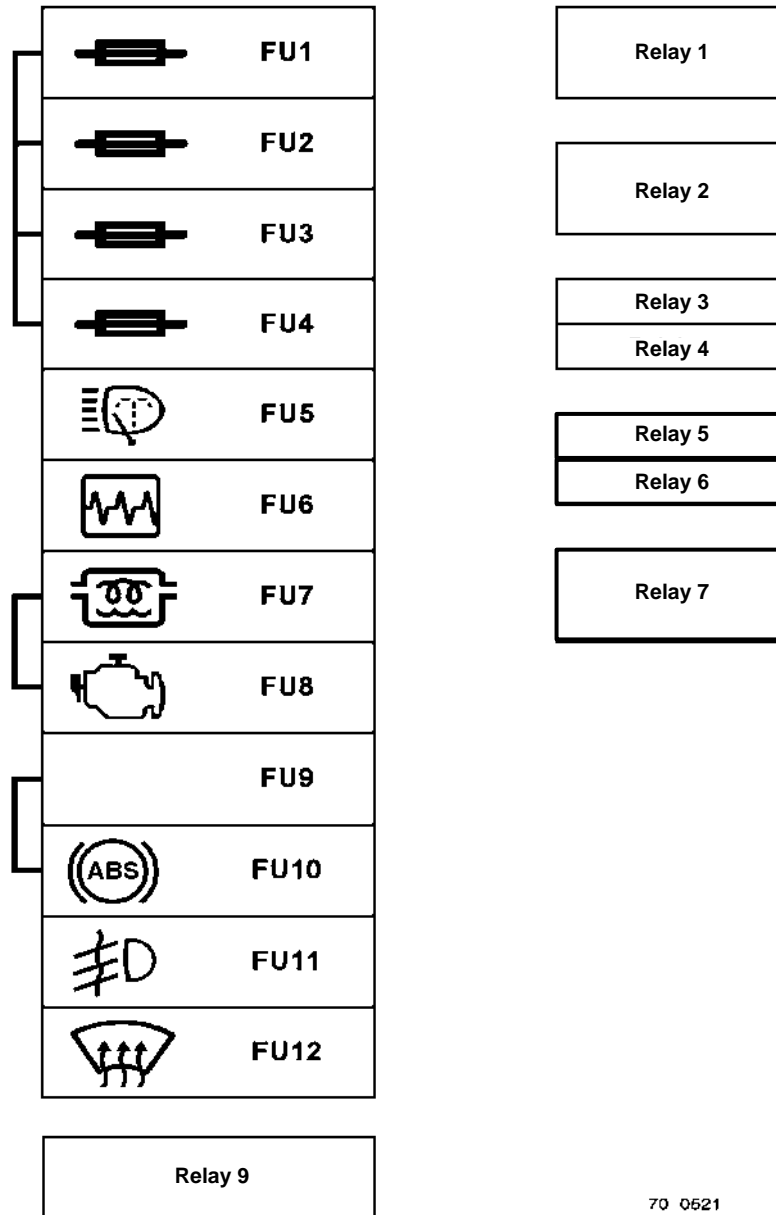
Table of fuses on connection unit "BFR"

Symbols	Item	Amp.	Assignment	Plates
	FU19	-	Available	1',1
	FU20	15A	Hazard lights control	1',1,26,27
	FU21	10A	Available power supply (12V)	1',1,3',5,65
	FU22	5A	"ABS" ECU	1',1,3,5,40
	FU23	15A	Horn	1',1,53,54
	FU24	7.5A	RH parking lights RH side marker lights Dashboard instruments lighting	1',1,19,20,21,31, 32,12',45
	FU25	10A	Available power supply (after-ignition)	1',1,3',45,65
	FU26	5A	Windscreen defrosting time-delay relay Rearview mirrors defrosting relay Rearview mirrors and windscreen defrosting warning lamp Rear window defrosting relay	1',1,3,5,58
	FU27	7.5A	Dashboard instruments lighting Number plate LH lighting LH parking lights LH side marker lights Flasher unit	1',1,5',7,12,17,10 ,18,19,20,21,31, 32,55,57,59,62,6 3
	FU28	-	Available	1',1
	FU29	15A	"ABS" safety relay Driver's heated seat Passenger's heated seat	1',1,3',5,33,60
	FU30	20A	Preheat plugs "EGR" ECU Fast idling relay	1',1,3',5,12,7'
	FU31	15A	Windscreen wipe / wash control Windscreen wiper speed controller	1',1,3',4,5,37,38
	FU32	10A	RH headlamps adjustment motors RH dipped beam headlamp	1',1,24,25,12'43
	FU33	25A	Passenger's window raiser motor	1',1,3',5,55

KEY TO FUSES

Table of fuses on connection unit "BFR"











Symbols	Item	Amp.	Assignment	Plates
STOP	FU34	20A	"COMMON RAIL" ECU "FLAMMSTART" fuel solenoid valve Reversing lights Stop lights - mechanical fuel-ignition	1',1,3',4,5,8,9, 13,28,29,30,33, 15
	FU35	30A	Ventilation control Fan coil heaters	1',1,2',2,3,17, 10',18
	FU36	10A	Headlamps wash time-delay relay LH headlamps adjustment motors LH dipped beam headlamp Dipped beam headlights warning lamp	1',1,24,25,39
	FU37	25A	Driver's window raiser motor	1',1,3',5,55
SECURITE	FU38	7.5A	After-ignition power supply relay	1',1,3',4,5
BLINCK CODE 110CV	FU39	-	"EGR" diagnostics shunt	1',1
	FU40	20A	Radio Declutching fan Air conditioning	1',1,2',2,3,9',16, 10',62
	FU41	10A	Defrosting rearview mirrors	1',1
	FU42	15A	Power fuse (fog lights / airbag)	1',1,3',4,5
BLINCK CODE CR	FU43	-	"COMMON RAIL" diagnostics shunt	1',1,8,9
	FU44	25A	Cigar lighter	1',1,59
	FU45	40A	Available power supply (fog driving lights) Lighting control Fan coil heaters	1',1,10',18
	FU46	40A	Rear window defrosting Defrosting rearview mirrors	1',1,3',5,57



70 0521

KEY TO FUSES

Table of fuses on connection unit "BIM"

Symbols	Item	Amp.	Assignment	Plates
	FU1	60A	Power fuse	2,3,4,5,19,20, 21,22,23,32,53, 54,2',3'
	FU2	70A	Power fuse	2,3,4,5,6,2',3',4'
	FU3	60A	Power fuse	2,3,4,5,19,20, 21,22,23,32,2', 3'
	FU4	70A	Power fuse	2,3,4,5,2',3'
	FU5	-	Available	-
	FU6	40A	"COMMON RAIL" ECU	2,3
	FU7	50A	Fuel filter preheater	2,3,13,2',8'
	FU8	30A	Preheating box	2,3,2',7'
	FU9	-	Available	-
	FU10	30A	"ABS" ECU	2,3,40,2'
	FU11	-	Available	-
	FU12	70A	Windscreen defrosting	2,3,58,2'

NOTE:

The power fuses for the "BIM" unit supply the fuses for the "BFR" unit situated in the cab:

FU1 → FU6-FU10-FU23-FU24-FU27-FU45

FU2 → FU9-FU14-FU18-FU22-FU26-FU30-FU31-FU34-FU35-FU38-FU39-FU40-FU42-FU43-FU44

FU3 → FU3-FU4-FU7-FU8-FU11-FU12-FU13-FU15-FU16-FU19-FU20-FU32-FU36-FU41

FU4 → FU1-FU2-FU5-FU17-FU21-FU25-FU28-FU29-FU33-FU37-FU46

RELAYS

RELAYS

Table of relays on connection unit "BFR"

Item	Amp.	Assignment	Plates
C	40A	"Radio-frequency remote control" hazard lights relay	1-2-11
D	25A	Declutching fan relay - 110/130/140/150 common rail fuel-injection	1-2-32
E	-	Windscreen defrosting time-delay relay	1-2-77
F	40A	Rearview mirrors defrosting resistance relay	1-2-76
G	-	Rearview mirrors defrosting time-delay relay	1-2-76
H	-	Lights not switched off warning buzzer	1-2-50
J	-	Windscreen wiper speed controller	1-2-52-53-54
K	50A	After-ignition power supply relay	1-2-7-8-9
M	40A	Air conditioning compressor relay - 110/130/140/150 common rail fuel-injection	1-2-15-16-32
P	40A	"COMMON RAIL" ECU relay	1-2-5-6-15-16
Q	-	Flasher unit	1-2-29-40-41
R	-	Headlamps wash time-delay relay	1-2-55
260FCA	25A	Air conditioning compressor relay	31
260FCG	25A	Servo-assisted clutch booster pump relay - common rail fuel-injection	15-16-32

KEY TO RELAYS ON CONNECTION UNIT "BFR"

Item	Assignment	Plates
C	"Radio-frequency remote control" hazard lights relay	5,7
D	Declutching fan relay - 110/130/140/150 common rail fuel-injection	16,18
E	Windscreen defrosting time-delay relay	58,57
F	Rearview mirrors defrosting resistance relay	57
G	Rearview mirrors defrosting time-delay relay	57
H	Lights not switched off warning buzzer	36
J	Windscreen wiper speed controller	37,38
K	After-ignition power supply relay	3,4,5
M	Air conditioning compressor relay - 110/130/140/150 common rail fuel-injection	8,9
P	"COMMON RAIL" ECU relay	2,3,8,9
Q	Flasher unit	26
R	Headlamps wash time-delay relay	39
260FCA	Air conditioning compressor relay – mechanical fuel-injection	10'
260FCG	Servo-assisted clutch booster pump relay - 110/130/140/150 common rail fuel-injection	8,9,18

RELAYS

Table of relays on connection unit "BIM" - mechanical fuel-injection

Item	Amp.	Assignment	Plates
R1	50/70A	"FLAMMSTART" preheating box (257 FAA)	4-20
R2	-	Available	-
R3	20A	Fuel filter preheater relay (980 FCA)	4-23-28-31
R4	20A	Declutching fan relay (980 FCA)	4-23-28-31
R5	-	Available	-
R6	-	Available	-
R7	20A	"ABS" ECU relay (439 FAA)	4-56
R8	-	Available	-
R9	70A	Windscreen defrosting resistance relay (817 BA)	4-77

RELAYS

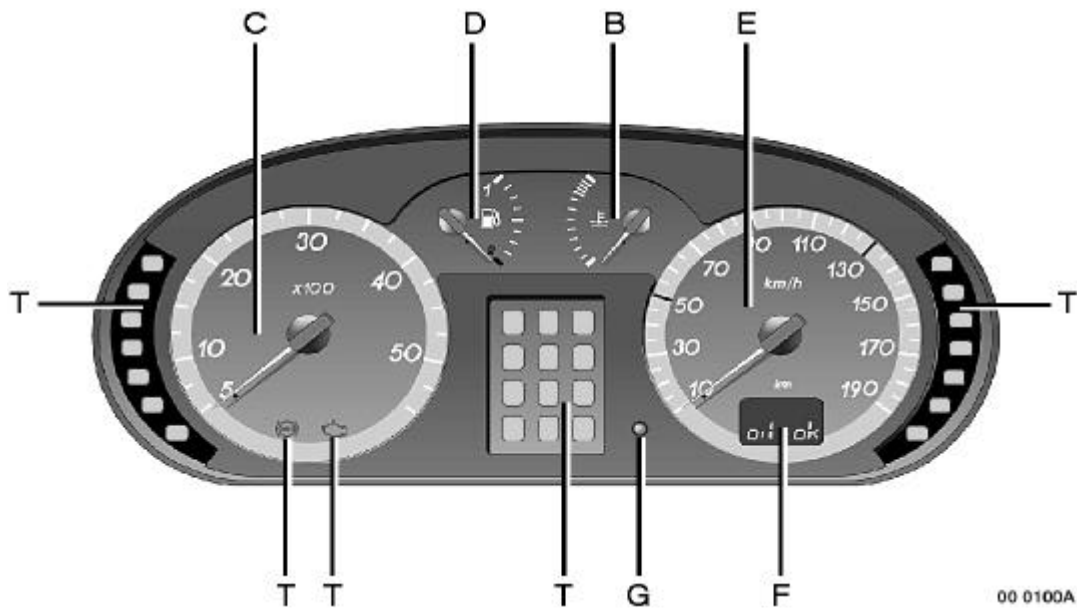
Table of relays on connection unit "BIM" - common rail fuel-injection

Item	Amp.	Assignment	Plates
R1	-	Available	-
R2	25A	"FLAMMSTART" preheat plugs relay (980 FBB)	5-6-21
R3	20A	"FLAMMSTART" solenoid valve relay (980 FEA)	5-6-21-47
R4	25A	Booster pump	-
R5	25A	Fuel filter preheater	-
R6	-	Available	-
R7	20A	"ABS" ECU relay (439 FAA)	5-6-56
R8	-	Available	-
R9	70A	Windscreen defrosting resistance relay (817 BA)	5-6-77
260FCB	25A	Fuel filter preheater relay	24-25
260FCG	25A	Servo-assisted clutch booster pump relay - common rail fuel-injection	15-16-32

Table of relays outside connection units "BIM" and "BFR"

Item	Amp.	Assignment	Plates
258FAA	25A	Preheat plugs relay	13
273FWA	25A	Declutching fan relay	29
804FBA	25A	Fast idling and cruise control relay	19

INSTRUMENT PANEL



00 0100A



















70 6438A

INSTRUMENT PANEL

- A Tachograph
- B Engine cooling circuit temperature gauge
- C Rev counter
- D Fuel level gauge
- E Speedometer and mileage counter
- F Multi-function display
- G Multi-function display selection key
- T "Information" tell-tale and "Alert" and warning lamps (see legends)







WARNING LAMPS

Table of instrument panel warning lamps

Symbols	Item	Assignment	Plates
	T01	PTO "Information" tell-tale lamp	8,9,12',43,63
	T02	Inter-wheel diff. lock "Information" tell-tale lamp	12',43,61
	T03	Fog driving lights warning lamp	-
	T04	Windscreen defrosting warning lamp	12',43,58
	T05	Engine cooling circuit level "Information" tell-tale lamp	-
	T06	Heated seats warning lamp	12',43,60
	T07	Heated rearview mirrors warning lamp	12',43,57
	T09	Engine cooling circuit temperature "Alert" warning lamp	r 12',43,47
	T10	Parking brake / brake fluid level "Alert" warning lamp	12',43,49,50
	T11	ABS "Alert" warning lamp	40,12',43
	T13	Vehicle electronic failure warning / preheating "Information" tell-tale lamp	7',12',43
	T14	Main beam headlights warning lamp	22,27,12',43
	T15	Fuel filter clogging or water presence "Alert" warning lamp	15,43
	T16	Engine oil pressure "Alert" warning lamp	15,43
	T17	Battery charge warning lamp	12',43
	T18	Fog light(s) warning lamp	12',43,19,20,21




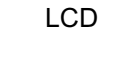
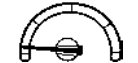
WARNING LAMPS

Table of instrument panel warning lamps

Symbols	Item	Assignment	Plates
	T19	Dashboard lighting	19,20,21,12',43
	T20	Dipped beam headlights warning lamp	24,25,12',43
	T25	Brake pads wear warning lamp	12',43,51,52
	T26	Engine immobilizer system warning lamp	5',7,12',43
	T31	Vehicle direction indicator lights repeater lamps	26,27,12',43
	T32	Airbag warning lamp	12',43,66
	T33	Trailer direction indicator lights warning lamp	26,12',43

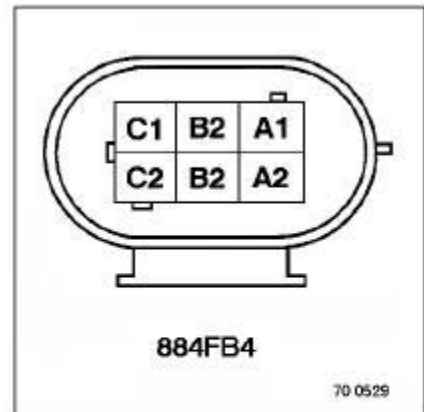
GAUGES

Table of instrument panel gauges

Symbols	Item	Assignment	Plates
	T12	Engine cooling circuit temperature gauge	60-61-66
	T23	Fuel level gauge	60-61-67
	T28	Engine rev counter	10-60-61
 LCD	T34	Multi-function display	60-61
	T35	Speedometer	60-61

AVAILABLE POWER SUPPLIES

AVAILABLE POWER SUPPLIES ON CHASSIS



70 0528A

LOCATION 1

Connector "884 FB4"

Item	Assignment	Wire	Colour	Fuse
A1	Available power supply (battery)	669	Red	FU21-10A
B1	Available power supply (after-ignition)	510	Yellow	FU25-10A
C1	Available power supply (earth)	972	Black	-
A2	Available power supply (chassis/cab link)	997	Grey	-
B2	Available power supply (chassis/cab link)	998	Grey	-
C2	Available power supply (chassis/cab link)	999	Grey	-

AVAILABLE POWER SUPPLIES ON CHASSIS



LOCATION 2

2 insulated, unstripped wires are on stand-by in the LH sidemember (2):

Assignment	Wire	Colour	Fuse
Available power supply (lighting)	82	Blue	FU27-7.5A
Available power supply (earth)	89	Black	-

AVAILABLE POWER SUPPLIES IN CAB



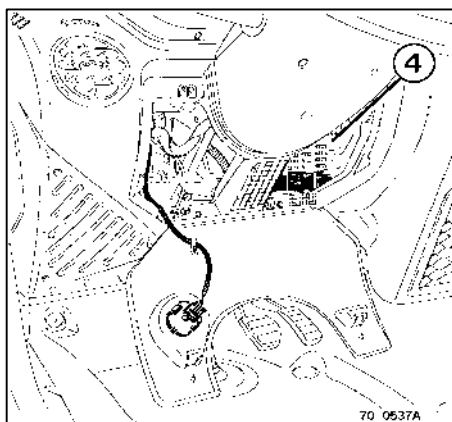
20 0159

LOCATION 3

3 insulated, unstripped wires are on stand-by around the wiring harness leaving the bulkhead grommet (3):

Assignment	Wire	Colour	Fuse
Available power supply (chassis/cab link)	997	Grey	-
Available power supply (chassis/cab link)	998	Grey	-
Available power supply (chassis/cab link)	999	Grey	-

AVAILABLE POWER SUPPLIES ON CHASSIS



LOCATION 4

2 fuse locations are pre-arranged on the connection unit "BFR" (4):

Assignment	Wire	Colour	Fuse
Available power supply (battery)	-	Red	FU1-10A
Available power supply (after-ignition)	-	Red	FU3-10A

TRAILER SOCKET

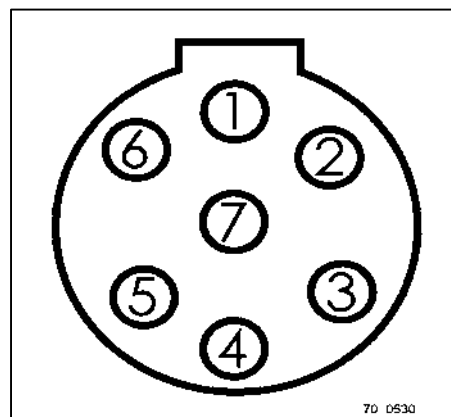
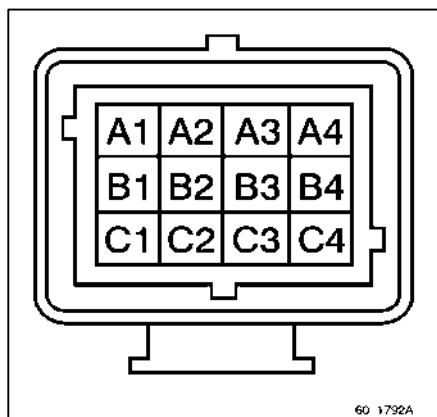
TRAILER SOCKET

Table of terminals on trailer socket 12N

Terminal	Assignment	Wire	Colour	Fuse
1	Trailer LH flashing lights	3	Grey	FU42-15A
2	Trailer fog lights	9	White	FU11-7,5A
3	Earth	21	Black	-
4	Trailer RH flashing lights	5	Grey	FU42-15A
5	Trailer RH parking lights	11	Blue	FU24-7,5A
6	Trailer stop lights	7	Beige	FU13-10A
7	Trailer LH parking lights	13	Blue	FU27-7,5A

Table of terminals on trailer socket hook-up connector R233

Terminal	Assignment	Wire	Colour	Fuse
A1	Trailer LH parking lights	13	Blue	F27-7,5A
A2	Trailer RH parking lights	11	Blue	FU24-7,5A
A3	Earth	21	Black	-
B1	Trailer LH flashing lights	3	Grey	FU42-15A
B2	Trailer RH flashing lights	5	Grey	FU42-15A
B3	Trailer reversing lights	67	White	FU34-20A
C1	Trailer stop lights	5	Beige	FU13-20A
C2	Trailer fog lights	9	White	FU11-7,5A

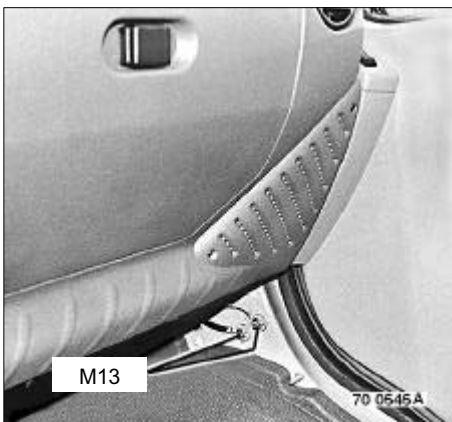





LOCATION OF EARTHS

KEY TO EARTHS

Item	Assignment	Plates
M2	Driver's side front end electrical earth	19,20,21,22,23, 26,27
M3	Battery to chassis frame earth	50,53,54
M4	"ABS" electrical earth	40
M5	Engine electrical earth	5',7',8',14,15,9', 10'
M6	Driver's side electrical earth	8,9,16,26,31,32 ,11',41,42,55,5 7,65,66
M8	Roof rear end to chassis frame earth	5',7,21,27,29,3 3,36
M9	Chassis frame earth	19,20,26,28,30, 32,33,61
M10	Driver's side electrical earth	5',7,24,25,43,4 6,58,62
M11	Van electrical earth	21,27,29
M12	Pedal gear electrical earth	5',7,34,35,36
M13	Passenger's door electrical earth	8,9,12,17,10',1 8,26,27,33,55,5 7,58,59,60,63
M14	Passenger's side front end electrical earth	19,20,21,22,23, 26,27
M15	Windscreen wipers and headlamps wash electrical earth	3,7,38,39
M16	Airbag electrical earth	66

LOCATION OF EARTHS



LOCATION OF EARTHS

