

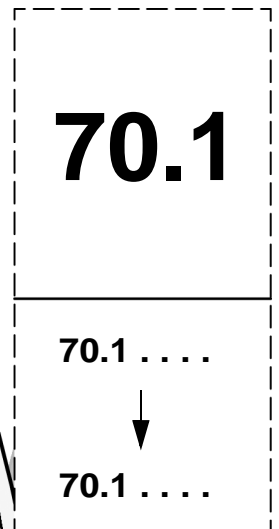

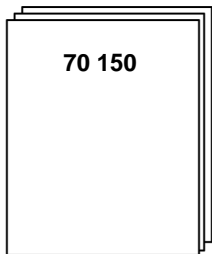
70 150 - GB - 10/2004

ELECTRICAL APPLIANCES IDENTIFICATION STANDARD

| RANGE | FAMILY | VARIANT |
|---------------------------------------|--------|---------|
| RENAULT MAGNUM DXi 12 440 - 480 | | |



The above information may change in the course of time. Only the "Consult" section of the workshop manuals repository in standard N° 10320 serves as reference.



CONTENTS

Generalities.....A-1 → 4

Definition of electrical appliances used in the diagramsB-1 → 30

GENERALITIES

Warnings

In this document, safety instructions are symbolized as follows:



DANGER! NON-OBSERVANCE OF THE PROCEDURE DESCRIBED OR LACK OF CARE OR ATTENTION, RISK CAUSING SERIOUS INJURY OR EVEN DEATH.



WARNING! Any different or inappropriate working method risks causing damage to the product.



NOTE! Draws attention to particular or important points of the method.



Comply without fail with the regulations in force relative to the recovery and treatment of used parts and waste.

Object

The present standard defines the identification system for all the symbols used in the electrical diagrams for vehicles

Scope

This standard is applicable to all RENAULT TRUCKS vehicles of new design.

Definition

The identification system for the symbols used in documents and especially diagrams is divided into **17** groups:

Group A - Supply of resources or power

- 1° Power pack
- 2° Voltage converter
- 3° Current limiter
- 4° Battery
- 5° Energy production
- 6° Master switch

Group B - Human actions or commands

- 1° Pushbutton
- 2° Rocker switch
- 3° Rotary switch

Group C - Environmental actions or information feedback

- 1° Position sensor
- 2° Pressure sensor
- 3° Speed sensor
- 4° Temperature sensor

Group D - Visual information for user

- 1° Display
- 2° Indicator
- 3° Warning light

Group E - Production of light

- 1° Lights
- 2° Headlight
- 3° Overhead light

Group G - Processing of information

- 1° Electronic control unit
- 2° Computer
- 3° Module

Group H - Sound systems and telecommunications

- 1° Radio
- 2° Telephone
- 3° CB radio
- 4° Loudspeaker
- 5° Antenna

Group J - Comfort and safety

- 1° Comfort accessories
- 2° Safety accessories

Group K - Heating and air conditioning

- 1° Add-on heating
- 2° Air conditioning

Group L - Acoustic information for user

- 1° Horn
- 2° Buzzer

Group M - Motorized actuators

- 1° Engine
- 2° Starter
- 3° Electric brake
- 4° Electric clutch

Group N - Resistive actuators

- 1° Heating resistor

Group S - Relay actuators

- 1° Relay
- 2° Time-delay relay

Group V - Fluid actuators

- 1° Solenoid valve
- 2° Electrovalve

Group W - Electronic elements

- 1° Low power resistor
- 2° Diode
- 3° Shunt

Group X - Electrical sockets and connections

- 1° Terminal
- 2° Terminal plate
- 3° Power socket
- 4° Trailer socket
- 5° Diagnostic socket

Group Z - Electrical units**Precautions to be taken when making electrical measurement readings****Protection of appliances**

Bearing in mind the presence of numerous electronic appliances, the use of a test lamp is to be avoided. Preferably use a needle or digital type multi-meter.



It is forbidden to apply voltage to the terminals of electronic appliances or you may cause irreparable damage to the hardware. Consequently, no line continuity measurement should be made on the wires without having previously disconnected the appliances from the lines concerned.

DEFINITION OF ELECTRICAL APPLIANCES USED IN THE DIAGRAMS

Group A - Supply of resources or power

- A001** Cab electrical distributing box
- A002** Chassis cab electrical distributing box
- A003** Fuses / relays junction / support box
- A004** Batteries
- A005** Electrically controlled master switch (ADR)
- A006** Electrically controlled master switch
- A007** Manually controlled master switch
- A008** Pneumatically controlled master switch
- A009** Alternator
- A010** Current limiter
- A011** Voltage converter (24 / 12V) for information technology pack
- A012** Voltage converter (24 / 12V - 10A) for audio communication system
- A013** Voltage converter (24 / 12V - 15A) for audio communication system
- A014** Power fuse box unit (FM1 to FM4)
- A015** Voltage converter (24V / 12V) for main beam headlights beam adjustment motor
- A016** Voltage converter (24V / 12V) - 12 Volts secondary socket
- A017** Voltage converter (24V / 12V) - 12 Volts main socket
- A018** Voltage converter (24V / 12V) for trailer sockets 12S and 12N
- A019** Fuse box
- A020** Voltage converter (24V / 12V) - 12 and 24 Volts integrated sockets
- A100** Cab / chassis and cab link earth
- A101** Cab / windscreen link earth
- A102** Cab earth
- A103** Chassis engine starter link earth
- A104** Chassis / electric retarder link earth
- A105** Chassis / battery tray earth link earth
- A106** Chassis earth
- A107** Chassis / trailer braking device earth link earth
- A108** Chassis / vehicle rear / trailer earth link earth
- A200** Available power supply (insulated cut wires)
- A201** Available power supply (vehicle earth)
- A202** Available power supply (stand-by line)
- A203** Available power supply (before master switch)
- A204** Available power supply (after master switch)
- A205** Available power supply (after ignition)

- A206** Available power supply (CB +)
- A207** Available power supply (rear locker open switch)
- A208** Available power supply (rear locker lighting)
- A209** Available power supply (rear revolving beacons)
- A210** Available power supply (rear swivelling spotlight)
- A211** Available power supply (extra signalling lights)
- A212** Available power supply (engine speed)
- A213** Available power supply (PTO 1)
- A214** Available power supply (PTO 1 warning light)
- A215** Available power supply (fast idling)
- A216** Available power supply (rear loudspeaker +)
- A217** Available power supply (front loudspeaker -)
- A218** Available power supply (rear loudspeaker screening)
- A219** Available power supply (radio-telephone +)
- A220** Available power supply (radio-telephone -)
- A221** Available power supply (radio +)
- A222** Available power supply (radio -)
- A223** Available power supply (radio memory)
- A224** Available power supply (12 V circuit earth)
- A225** Available power supply (12 V circuit)
- A226** Available power supply (CB -)
- A227** Available power supply (CB +)
- A228** Available power supply (zero road speed)
- A229** Available power supply (bodybuilder equipment control)
- A230** Available power supply (equipment in road position warning light)
- A231** Available power supply (equipment in working position warning light)
- A232** Available power supply (valves lighting)
- A233** Available power supply (equipment retracted information tell-tale light)
- A234** Available power supply (equipment deployed information tell-tale light)
- A235** Available power supply (platform lighting)
- A236** Available power supply (chassis)
- A237** Available power supply (high power)
- A238** Available power supply (rearvision camera)
- A239** Available power supply (30 km/h speed limitation)
- A240** Available power supply (lighting)
- A241** Power supply (trailer earth)

- A242** Power supply (trailer 24 Volts +)
- A243** Power supply after ignition (trailer 24 Volts +)
- A244** Power supply after master switch (trailer 24 Volts +)
- A245** Available power supply (lighting and side/parking lights)
- A246** Available power supply (PTO 1 control)
- A247** Available power supply at alternator (engine running information)
- A248** Available power supply at alternator (engine speed information)
- A249** Available power supply (corrected tachograph speed information)
- A250** Available power supply (PTO 2 control)
- A251** Available power supply (PTO 2 warning light)
- A252** Available power supply (PTO 2 solenoid valve piloting)
- A253** Available power supply (reverse gear information)
- A254** Available power supply (parking brake information)
- A255** Available power supply (gearbox neutral information)
- A256** Available power supply (EGSP request for information)
- A257** Available power supply (engine speed selection N° 1)
- A258** Available power supply (engine speed selection N° 2)
- A259** Available power supply (engine speed acceleration request)
- A260** Available power supply (engine speed deceleration request)
- A270** Available power supply (automatic return to main engine speed)
- A280** Available power supply (low speed)
- A281** Available power supply (engine stop control)
- A282** Available power supply (engine start control)
- A283** Available power supply (engine starting information)
- A284** Available power supply (engine alert)
- A285** Available power supply (parameter definable frequency-related output)
- A286** Available power supply (PLC 2 min. output)
- A287** Available power supply (PLC 1 min. output)
- A288** Available power supply (PLC 1 min. input)
- A289** Available power supply (PLC 2 min. input)
- A290** Available power supply (high level CAN bus J1939)
- A291** Available power supply (low level CAN bus J1939)
- A292** Available power supply (high level CAN bus J1587)
- A293** Available power supply (low level CAN bus J1587)
- A294** Available power supply (LH rear marker lights)
- A295** Available power supply (RH rear marker lights)

- A296** Available power supply (accessories)
- A297** Available power supply (night lighting)
- A298** Available power supply (brake pedal position)
- A299** Available power supply (after vehicle management ECU power supply relay)
- A300** Pre-arrangement for radio-telephone antenna cable
- A301** Pre-arrangement for CB radio cable antenna
- A302** Pre-arrangement for Infomax
- A303** Pre-arrangement for onboard management (ECU)
- A304** Pre-arrangement for onboard management (computer)
- A305** Pre-arrangement for onboard management (GPS antenna)
- A306** Pre-arrangement for onboard management (telecommunications antenna)
- A307** Pre-arrangement for onboard management (satellite antenna)
- A308** Pre-arrangement for onboard management (screen and keyboard)
- A309** Pre-arrangement for onboard management (GPS module)
- A310** Available power supply (equipment switched on warning light)
- A311** Available power supply (PTO 1 engaged information)
- A312** Available power supply (equipment in dangerous position)
- A313** Available power supply (CAN bus disabling)
- A315** Available power supply (PTO 3 solenoid valve piloting)
- A317** Available power supply (PTO 3 control)
- A318** Available power supply (PTO 3 warning light)
- A319** Available power supply (suspension level control)
- A320** Available power supply (suspension level control actuation)
- A323** Available power supply (alarm stopping)

Group B - Human actions or commands

- B001** Air suspension remote control
- B002** Air suspension 'up' position remote control
- B003** Air suspension 'down' position remote control
- B004** Air suspension memorized position remote control
- B010** GPS keyboard
- B020** Transponder key
- B021** Lighting dimmer rheostat
- B022** Temperature variator
- B023** Gear selector
- B024** Gear control lever or gearshift control box
- B025** Doors central locking transmitter and alarm activation remote control
- B026** Automatic transmission gear selector
- B101** Power up control
- B102** Key switch engine immobilizer and starting
- B103** Key switch unit
- B104** Engine rear starting control
- B105** Engine stop control
- B106** Hazard lights control
- B108** Revolving beacons control
- B109** Instrument panel 2-tone horn control
- B110** Foot-operated 2-tone horn control
- B111** Horn control
- B112** Fog lights control
- B113** Side/parking lights control
- B114** Rear door opening / closing control
- B115** Front door opening / closing control
- B116** Doors locking control
- B117** Sun-roof opening / closing control (on dashboard)
- B118** Swivelling rearview mirrors and alarm siren adjustment control
- B119** Rearview mirrors and windscreen defrosting control
- B120** Passenger's electric curtain motor control (passenger side)
- B121** Passenger's electric curtain motor control (driver side)
- B122** Front curtain motor control (driver side)
- B123** Passenger's electric curtain motor control (driver side)
- B124** Passenger's front sun visor control

- B125** Radio set control
- B126** Driver's window winder motor control (driver side)
- B127** Front passenger window winder motor control (front passenger side)
- B128** RH rear door window winder control
- B129** LH rear door window winder control
- B130** Front passenger window winder motor control (driver side)
- B131** Air conditioner control
- B132** Add-on heater control
- B133** Add-on heater timer control
- B134** Pull-down display menu control
- B135** Cruise control and engine speed regulator actuating control
- B136** Cruise control and engine speed regulator adjustment control
- B137** Windscreen wash control
- B138** Windscreen wipers control
- B139** Windscreen / headlamps wash/wipe control
- B140** Dipped beam headlights control
- B141** Main beam headlights control
- B142** Headlamps ride corrector control
- B143** Steering wheel fingertip controls N° 1
- B144** Long range driving lights control
- B145** Fog driving lights control
- B146** Fog lights control
- B147** Front searchlight swivelling control
- B148** Working lights control
- B149** Front searchlight swivelling control
- B150** Rear searchlight swivelling control
- B151** Reversing buzzer inhibition control
- B152** 2-tone horn foot-operated control
- B153** Exhaust brake and engine brake control
- B154** Retarder / foot pedal coupling control
- B155** Electric or hydraulic retarder control
- B156** "ASR" cut-off control
- B157** Electric or hydraulic retarder foot control
- B158** Retarder cut-off control
- B159** Engine speed set-point control for difficult terrain
- B160** Instrument panel engine stop control

- B161** Engine speed regulator rear control
- B162** Cab tilting control
- B163** Alarm anti-panic control
- B164** Rear wheels diff. lock control
- B165** Second rear axle lift-up control
- B166** Dashboard add-on heater control (ADR)
- B167** Cab add-on heater control
- B168** Traction control enabling control
- B169** Trailer brake holding enabling control
- B170** Cab emergency stop control
- B171** Chassis emergency stop control
- B172** Alarm siren sound level reduction control
- B173** Front proximity detection control
- B174** Rear proximity detection control
- B175** Pre-arrangement for bodybuilder N° 1 control
- B176** Pre-arrangement for bodybuilder N° 2 control
- B177** PTO N° 1 engagement request control (in cab)
- B178** Cab interior lighting control (on dashboard)
- B179** Cab interior lighting control (in cab)
- B180** Sun-roof opening / closing control (on cab rear control console)
- B181** Direction indicator control
- B182** Diff. lock auto / manual selection control
- B183** Engine brake activation control
- B184** Axle load-shedding activation control
- B185** PTO N° 2 engagement request control (in cab)
- B186** Brake holding enabling control
- B187** Inter-axle diff. lock control
- B188** Front wheels diff. lock control
- B189** Selection control
- B190** PTO N° 2 engagement request control (en cab)
- B191** Transfer box diff. lock control
- B193** Load-sensitive suspension adjustment enabling control

Group C - Environmental actions or information feedback

- C001** LH front wheel brake linings wear sensor
- C002** RH front wheel brake linings wear sensor
- C003** LH rear wheel brake linings wear sensor
- C004** RH rear wheel brake linings wear sensor
- C005** Lift-up axle or second rear axle LH wheel brake linings wear sensor
- C006** Lift-up axle or second rear axle RH wheel brake linings wear sensor
- C007** LH front wheel speed sensor
- C008** RH front wheel speed sensor
- C009** LH rear wheel speed sensor
- C010** RH rear wheel speed sensor
- C011** Lift-up axle or second rear axle LH wheel speed sensor
- C012** Lift-up axle or second rear axle RH wheel speed sensor
- C013** Driver's door open position information sensor
- C014** Passenger's front door open position information sensor
- C016** Passenger's LH rear door open position information sensor
- C017** Passenger's RH rear door open position information sensor
- C018** Rear control console door open position information sensor unit
- C019** Turbocharging air pressure and temperature sensor
- C020** Turbocharging air temperature sensor
- C021** Turbocharging air pressure sensor
- C022** Engine oil level sensor
- C023** Engine oil pressure sensor
- C024** Engine oil level and pressure sensor unit
- C025** 3-level air conditioning pressure sensor
- C026** 2-level air conditioning pressure sensor
- C027** Low level air conditioning pressure sensor
- C028** High level air conditioning pressure sensor
- C029** Intermediate level air conditioning pressure sensor
- C030** Rear inter-axle diff. lock engaged sensor
- C031** Front inter-axle diff. lock engaged sensor
- C032** Inter-axle diff. lock position sensor
- C033** Transfer box inter-axle diff. lock position sensor
- C034** Middle inter-axle diff. lock position sensor
- C035** PTO N° 1 engaged position information sensor
- C036** PTO N° 2 engaged position information sensor

- C037** Transfer box PTO position sensor
- C038** Drive axle suspension RH position sensor
- C039** Drive axle suspension LH position sensor
- C040** Rear drive axle air springs pressure sensor
- C041** Fuel filter clogging pressure sensor
- C042** Fuel temperature sensor
- C043** Driver's heated seat temperature sensor
- C044** Passenger's heated seat temperature sensor
- C045** Internal temperature sensor
- C046** External temperature sensor
- C048** Engine cooling circuit temperature sensor
- C049** Oil pressure sensor (information for rear control)
- C050** Engine cooling circuit temperature sensor (information for rear control)
- C051** Fuel level sensor
- C052** Oil pressure sensor (information for rear control)
- C053** Stop lights switch
- C054** Air filter clogging sensor
- C055** Front drive axle diff. lock position sensor
- C056** Tachograph speed sensor
- C057** Neutral position sensor
- C058** Reverse gear engaged position sensor
- C059** Gearbox oil temperature sensor
- C060** Retarder coolant temperature sensor
- C061** Front axle suspension position sensor
- C062** Clutch position sensor
- C063** Automatic transmission speed sensor
- C064** Automatic transmission air pressure sensor
- C065** Automatic transmission oil level sensor
- C066** Automatic transmission oil temperature sensor
- C067** Flywheel speed sensor
- C068** Camshaft engine speed sensor
- C069** Trailer perimetric detection module
- C071** Alarm ultra-sonic transmitter sensor
- C072** Alarm ultra-sonic receiver sensor
- C073** Road rig monitoring module
- C074** Front grille closed position sensor

- C079** Trailer braking assistance pressure system sensor
- C084** Engine oil temperature sensor
- C086** Steering lockover angle sensor
- C087** Chassis lateral acceleration sensor
- C088** Engine coolant level sensor
- C089** Gearbox oil pressure sensor
- C090** Add-on heater temperature sensor
- C091** Retarder air pressure sensor
- C092** Retarder oil temperature sensor
- C094** Cab tilting safety sensor
- C095** Air pressure and temperature sensor
- C096** Range change selector pressure sensor
- C100** N° 1 front proximity detection sensor
- C102** N° 2 front proximity detection sensor
- C103** N° 3 front proximity detection sensor
- C104** N° 4 front proximity detection sensor
- C105** N° 1 rear proximity detection sensor
- C106** N° 2 rear proximity detection sensor
- C107** N° 3 rear proximity detection sensor
- C108** N° 4 rear proximity detection sensor
- C109** Water in fuel sensor
- C110** Parking brake indicator pressure sensor
- C111** Accelerator pedal position sensor
- C112** Kick-down switch
- C113** Accelerator pedal rest position sensor
- C114** Accelerator pedal sensor unit
- C115** Lift-up air spring pressure sensor
- C116** Middle axle suspension air pressure sensor
- C117** Front air spring pressure sensor
- C118** Drive axle suspension LH pressure sensor
- C119** Drive axle suspension RH pressure sensor
- C120** Piloted axle oil level sensor
- C121** Piloted axle LH lockover angle sensor
- C122** Piloted axle RH lockover angle sensor
- C130** Clutch pedal position sensor
- C132** Engine boost pressure sensor

- C133** Engine cooling fan speed sensor
- C134** Brake pedal sensor unit
- C135** Brake pedal position copying sensor
- C136** Gearbox "low speed" position sensor

Group D - Visual information for user

| | |
|-------------|---|
| D001 | Principal information display |
| D002 | Engine speed rev counter |
| D003 | Engine speed rev counter (rear console) |
| D004 | Tachograph |
| D005 | GPS screen |
| D006 | Vehicle hour-meter |
| D007 | PTO hour-meter |
| D008 | Speedometer |
| D009 | Water temperature gauge |
| D010 | Oil level and pressure gauge |
| D011 | Fuel level gauge |
| D012 | Brakes air pressure gauge |
| D013 | Front air pressure gauge |
| D014 | Air pressure gauge |
| D015 | Dashboard warning lights module |
| D016 | 24 Volts + power supply warning light |
| D017 | Electronic anti-theft "information" warning light |
| D018 | Battery charge warning light |
| D020 | Engine preheating warning light |
| D021 | Fuel preheating warning light |
| D022 | Vehicle direction indicator warning light |
| D023 | Trailer direction indicator warning light |
| D024 | Hazard lights warning light |
| D025 | Revolving beacons warning light |
| D026 | Fog lights warning light |
| D027 | Side/parking lights warning light |
| D028 | Day/night selection N° 1 warning light |
| D029 | Day/night selection N° 2 warning light |
| D038 | Vehicle stationary "zero speed" warning light |
| D039 | Main beam headlights warning light |
| D040 | Dipped beam headlights warning light |
| D041 | Fog driving lights warning light |
| D042 | Swivelling front searchlight warning light |
| D043 | Swivelling rear searchlight warning light |
| D044 | Working spotlight warning light |

- D045** Extra signalling lights warning light
- D046** Rear locker open warning light
- D047** Fuel level warning light
- D059** Brake pads wear warning light
- D065** Air filter clogging warning light
- D066** Inter-axle diff. lock warning light
- D067** Inter-wheel diff. lock warning light
- D068** PTO warning light
- D077** Equipment in unlocked position warning light
- D080** Voltmeter
- D081** Trailer brake pads wear warning light
- D082** Equipment in service information tell-tale light
- D083** Equipment in dangerous position information tell-tale light
- D084** Equipment lighting information tell-tale light

Group E - Production of light

- E006 Bunk overhead light (top if dual bunks)
- E007 Bunk lower RH overhead light
- E008 Driver's side single overhead light
- E009 Bunk lower LH overhead light
- E010 Front passenger's side single overhead light
- E018 LH side map reader overhead light
- E019 RH side map reader overhead light
- E025 Driver's reading spotlight
- E026 Front passenger's reading spotlight
- E027 Cigar lighter light
- E028 Driver's overhead light / reading spotlight unit
- E029 Passenger's overhead light / reading spotlight unit
- E030 Tool compartment light
- E100 RH front direction change indicator lights
- E101 LH front direction change indicator lights
- E102 Driver's side stepwell lighting
- E103 Front passenger's side stepwell lighting
- E104 Roof RH front direction change indicator lights
- E105 Roof LH front direction change indicator lights
- E106 RH flashing penetration lights
- E105 Roof LH front direction change indicator lights
- E107 LH flashing penetration lights
- E108 Extra signalling lights
- E109 RH rear direction change indicator lights
- E110 LH rear direction change indicator lights
- E111 Trailer RH flashing lights
- E112 Trailer LH flashing lights
- E114 Revolving beacon N° 1
- E115 Revolving beacon N° 2
- E116 RH rear fog light
- E117 LH rear fog light
- E118 Trailer fog lights
- E119 LH stop lights
- E120 RH stop lights
- E121 Trailer stop lights

| | |
|-------------|-------------------------------------|
| E122 | RH clearance light N° 1 |
| E123 | RH clearance light N° 2 |
| E124 | LH front side/parking lights |
| E125 | RH front side/parking lights |
| E126 | RH marker lights |
| E127 | LH marker lights |
| E128 | LH clearance lights N° 3 |
| E129 | LH clearance lights N° 4 |
| E130 | Registration plate lights |
| E131 | RH clearance lights N° 3 |
| E132 | RH clearance lights N° 4 |
| E133 | LH clearance lights N° 1 |
| E134 | LH clearance lights N° 2 |
| E135 | LH tail lights unit |
| E136 | RH tail lights unit |
| E137 | RH rear side/parking lights |
| E138 | LH rear side/parking lights |
| E139 | Trailer RH rear side/parking lights |
| E140 | Trailer LH rear side/parking lights |
| E141 | LH reversing lights |
| E142 | RH reversing lights |
| E143 | Trailer reversing lights |
| E144 | Roof LH side/parking lights |
| E145 | Roof LH side/parking lights |
| E146 | Roof LH identification lights |
| E147 | Roof central identification lights |
| E148 | Roof RH identification lights |
| E149 | Lights TO BEDEFINED E58L |
| E150 | Lights TO BEDEFINED E58R |
| E500 | RH dipped beam headlight |
| E501 | LH dipped beam headlight |
| E502 | RH main beam headlight |
| E503 | LH dipped beam headlight |
| E504 | RH headlamp insert |
| E505 | LH headlamp insert |
| E506 | LH fog driving light |

- E507** RH fog driving light
- E508** RH long range driving light
- E509** LH long range driving light
- E510** Working spotlight
- E511** Swivelling front searchlight
- E512** Swivelling rear searchlight

Group G - Processing of information

| | |
|-------------|--|
| G001 | Vehicle management ECU |
| G002 | Engine management ECU |
| G003 | Bodybuilder pre-arrangement management ECU |
| G004 | Air suspension ECU |
| G005 | EBS braking management ECU |
| G006 | Vehicle power supply management ECU (ADR) |
| G007 | Front axle braking assistance modulator unit |
| G008 | Drive axle braking assistance modulator unit |
| G009 | Trailer braking assistance ECU |
| G012 | Direction change indication ECU |
| G013 | Penetration lights flasher unit |
| G014 | Second rear axle (tag) braking assistance modulator unit |
| G015 | Rigid perimetric detection module |
| G016 | Second rear axle braking assistance modulator unit |
| G017 | Cab temperature regulation ECU |
| G018 | FMS - GATEWAY management ECU |
| G019 | Gear selector ECU |
| G020 | Automatic transmission ECU |
| G021 | Hydraulic retarder ECU |
| G022 | Electric retarder ECU |
| G023 | Front proximity detection ECU |
| G024 | Rear proximity detection ECU |
| G025 | Engine immobilizer ECU |
| G026 | Alarm ECU |
| G027 | Piloted axle ECU |
| G028 | Doors central locking ECU |
| G029 | Automatic transmission sensors / actuators unit |
| G050 | Air conditioning fan control ECU |
| G051 | Air production management ECU |

Group H - Sound systems and telecommunications

| | |
|-------------|--|
| H001 | Engine immobilizer antenna |
| H002 | Radio set antenna |
| H003 | CB radio antenna |
| H004 | Telecommunications antenna |
| H005 | GPS satellite antenna |
| H006 | Antenna (GPS and telecommunications) |
| H007 | Telephone set antenna |
| H008 | Hands-free kit unit (loudspeaker and microphone) |
| H009 | Bunks loudspeaker |
| H010 | Rear control console loudspeaker |
| H011 | LH front loudspeaker |
| H012 | RH front loudspeaker |
| H013 | Transponder antenna |
| H014 | Radio set |
| H015 | Radio-telephone set |
| H016 | CD player |
| H017 | CB radio |

Group J - Comfort and safety

- J001** Cigar lighter
- J002** RH heated seat unit
- J003** LH heated seat unit
- J004** Passenger's seat belt pretensioner
- J005** Driver's seat belt pretensioner
- J006** Refrigerated compartment
- J007** Refrigerator

Group K - Heating and air conditioning

- K001** Air/water add-on heater
- K002** Air/air add-on heater
- K003** Air conditioning ECU

Group L - Acoustic information for user

- L001** 2-tone external horn
- L002** Lights still on warning buzzer
- L003** Seat belt warning buzzer
- L004** External horn
- L005** Alert bleeper (vehicle electronics)
- L006** Alarm siren
- L008** Electric horn

Group M - Motorized actuators

| | |
|-------------|---|
| M001 | Starter with integrated relay |
| M002 | Starter |
| M020 | Windscreen wipers drive motor |
| M021 | Windscreen wash pump motor |
| M022 | Headlamps wash pump motor |
| M023 | LH headlamp ride correction motor |
| M024 | RH headlamp ride correction motor |
| M025 | Front searchlight horizontal swivelling motor |
| M026 | Front searchlight vertical swivelling motor |
| M027 | Windscreen wash motor / headlamps wash motor unit |
| M050 | Front passenger's sun visor motor |
| M051 | Driver's sun visor motor |
| M052 | Front sun visor motor |
| M056 | Driver's door window winder motor |
| M057 | Front passenger's door window winder motor |
| M058 | RH rear door window winder motor |
| M059 | LH rear door window winder motor |
| M060 | Electric roof air vent motor |
| M080 | RH rearview mirror horizontal swivelling motor |
| M081 | RH rearview mirror vertical swivelling motor |
| M082 | LH rearview mirror horizontal swivelling motor |
| M083 | LH rearview mirror vertical swivelling motor |
| M090 | Front passenger's door locking striker motor |
| M091 | Driver's door locking striker motor |
| M100 | Winch drive motor |
| M101 | Add-on heater fan motor |
| M102 | Cab tilting motor |
| M103 | Booster pump motor |
| M200 | Air conditioning compressor electric clutch |
| M202 | Driving position fan-coil heater motor |
| M203 | Add-on heater fuel pump motor |
| M204 | Engine cooling fan clutch |

Group N - Resistive actuators

| | |
|-------------|--|
| N001 | Fuel heater resistor N° 2 |
| N002 | Fuel heater resistor |
| N003 | Fuel heater resistor N° 3 |
| N004 | Air preheating resistor |
| N005 | Preheating resistor N° 2 |
| N006 | Preheating resistor N° 3 |
| N007 | Preheating resistor N° 4 |
| N008 | LH defrosting rearview mirror resistor |
| N009 | RH defrosting rearview mirror resistor |
| N010 | Windscreen defrosting resistor |
| N011 | Driver's heated seat resistor |
| N012 | Passenger's heated seat resistor |
| N013 | Add-on heater fuel heater resistor |
| N014 | Air dryer heating resistor |

Group S - Relay actuators

| | |
|-------------|---|
| S001 | After ignition power supply relay N° 1 |
| S002 | After ignition power supply relay N° 2 |
| S003 | After ignition power supply relay N° 3 |
| S004 | Accessories power supply relay N° 1 |
| S005 | Accessories power supply relay N° 2 |
| S020 | Starting relay |
| S021 | Alternator circuit earthing relay (ADR) |
| S022 | Alternator controlled power supply relay (engine running) |
| S100 | Stop lights power supply relay |
| S101 | Rear fog lights power supply relay |
| S102 | Main beam headlights power supply relay |
| S103 | Fog driving lights power supply relay |
| S104 | Reversing lights power supply relay |
| S105 | RH and LH side/parking and marker lights power supply relay |
| S106 | Switches night lighting power supply relay |
| S107 | RH and LH side/parking and marker lights power supply relay (trailer and bodybuilder) |
| S108 | Revolving beacons power supply relay |
| S123 | Windscreen defrosting control |
| S200 | Automatic transmission management ECU power supply relay |
| S201 | Vehicle and engine ECUs power supply relay |
| S202 | Air suspension power supply relay |
| S400 | Windscreen wipers motor time-delay relay |
| S401 | Headlamps wash pump motor power supply relay |
| S450 | Air/water add-on heater solenoid valve power supply relay |
| S451 | Air conditioning compressor clutch power supply relay |
| S452 | Air conditioning fan piloting relay |
| S453 | Add-on heater power supply relay |
| S500 | Heated and swivelling rearview mirror power supply relay |
| S501 | Air preheating relay |
| S502 | Windscreen defrosting control relay |
| S600 | Cab tilting motor power supply relay |
| S900 | Available power supplies relay (bodybuilder equipment) |
| S901 | Available relay N° 1 |
| S902 | Available relay N° 2 |
| S903 | Available relay N° 3 |

Group V - Fluid actuators

| | |
|-------------|--|
| V001 | Air/water add-on heater solenoid valve |
| V002 | Rear wheels diff. lock electrovalve |
| V003 | LH roadwheel ABS electrovalve |
| V004 | RH roadwheel ABS electrovalve |
| V005 | Axle piloting solenoid valve unit |
| V006 | Locking solenoid valve |
| V007 | LH steer control solenoid valve |
| V008 | RH steer control solenoid valve |
| V009 | 60-tonne vehicle safety solenoid valve |
| V010 | PTO engagement electrovalve N° 1 |
| V011 | High speed disengagement electrovalve |
| V012 | High speed engagement electrovalve |
| V013 | Low speed engagement electrovalve |
| V014 | Low speed disengagement electrovalve |
| V015 | Retarder proportional electrovalve |
| V016 | Retarder accumulation electrovalve |
| V018 | PTO engagement electrovalve N° 2 |
| V019 | Retarder accumulation electrovalve |
| V020 | Exhaust brake solenoid valve unit |
| V021 | Engine brake N° 1 solenoid valve |
| V022 | Engine brake N° 2 solenoid valve |
| V023 | VTC engine brake electrovalve |
| V024 | Front inter-wheel diff. lock control electrovalve |
| V025 | "Low speed" selection control electrovalve |
| V026 | Transfer box diff. lock control solenoid valve |
| V030 | Drive axle suspension control solenoid valve unit |
| V031 | Drive axle rear suspension main electrovalve |
| V032 | Drive axle rear suspension (RH side) electrovalve |
| V033 | Drive axle rear suspension (LH side) electrovalve |
| V034 | Rear axle suspension control solenoid valve unit |
| V035 | Rear axle suspension main electrovalve |
| V036 | Rear axle suspension electrovalve |
| V037 | Lift-up air spring control electrovalve |
| V038 | Front suspension electrovalve |
| V039 | Drive axle rear suspension electrovalve (RH and LH side) |

- V050** Braking auxiliary electrovalve
- V051** Trailer braking inlet/exhaust electrovalve
- V052** Range change electrovalve
- V053** Splitter control electrovalve
- V054** Splitter and range change control unit
- V101** Cylinder injector solenoid valve N° 1
- V102** Cylinder injector solenoid valve N° 2
- V103** Cylinder injector solenoid valve N° 3
- V104** Cylinder injector solenoid valve N° 4
- V105** Cylinder injector solenoid valve N° 5
- V106** Cylinder injector solenoid valve N° 6
- V107** Air horn
- V108** Air dryer bleeding solenoid valve

Group W - Electronic elements

- W001** Shunt (engine starting, cab tilted)
- W002** Shunt (add-on heating)
- W003** Export limited speed shunt
- W004** Shunt (day running lights)
- W005** Shunt (without long range headlamps)
- W100** Alternator circuit draw resistor
- W500** Diode(s)
- W501** Diodes set
- W502** Diode on after ignition information circuit for vehicle management box
- W503** Diode on engine running information relay power supply circuit
- W504** Diode on alternator earthing relay power supply circuit
- W505** Diode on alternator earthing relay power supply circuit
- W506** Doors central locking diode
- W507** Vehicle alarm sounding diode

Group X - Electrical sockets and connections

| | |
|-------------|--|
| X001 | Electrical connection terminal |
| X002 | Bulkhead grommet power supply terminal |
| X003 | Junction box power supply terminal |
| X004 | Junction box earth terminal |
| X005 | Unconnected pin |
| X200 | Available power supplies connector |
| X201 | Pre-arrangements connector |
| X202 | Earth equipotential connector |
| X203 | CAN bus grouping connector |
| X900 | 15-pin trailer socket |
| X901 | Starting and charging receptacle |
| X902 | 24 Volts power supply socket |
| X903 | 7-pin trailer socket |
| X904 | 7-pin trailer socket |
| X905 | 7-pin trailer socket |
| X906 | ABS/EBS trailer socket |
| X907 | Ground receptacle |
| X908 | 12 Volts power supply socket |
| X909 | Extra 24 Volts power supply socket |
| X910 | Extra 12 Volts power supply socket |
| X911 | 7-pin trailer socket 12N |
| X912 | 7-pin trailer socket 12S |
| X913 | Vehicle diagnostic socket |
| X914 | Vehicle data extraction socket |

Group Z - Electrical units

- Z001** Fuel heating unit
- Z002** Engine boosting regulator unit
- Z003** Fan speed regulator unit
- Z004** Retarder unit
- Z005** Automatic transmission unit
- Z008** Driver's swivelling defrosting rearview mirror
- Z009** Passenger's swivelling defrosting rearview mirror
- Z010** Front passenger's door locking striker unit
- Z011** Driver's door locking striker unit
- Z012** RH rear door locking striker unit
- Z013** LH rear door locking striker unit
- Z014** Trailer brake control EBS modulator unit